ABBREVIATIONS

∠	ANGLE
@	AT
AB	ANCHOR BOLT
AC	ACOUSTIC
ACC	ACCESS
ACT	ACOUSTIC CEILING TILE
ACP	ACOUSTIC CEILING PANEL
AD	AREA DRAIN
ADD	ADDITIONAL
ADJ	ADJUSTABLE
AFF	ABOVE FINISH FLOOR
AHU	AIR HANDLING UNIT
AL	ALUMINUM
ALT	ALTERNATE
AP	ACCESS PANEL
APPROX	APPROXIMATE
ARCH	ARCHITECTURAL
ASPH	ASPHALT
BB	BOND BEAM
BD	BOARD
BF	BOTH FACES
BFC	BELOW FINISH CEILING
BG	BUMPER GUARD
BIT	BITUMINOUS
BLDG	BUILDING
BLKG	BLOCKING
BLKT	BLANKET
BM	BEAM/BENCH MARK
BLK	BLOCK
BOT	BOTTOM
BRG	BEARING
BRKR	BREAKER
BRK	BRICK
BRKT	BRACKET
BS	BACK SPLASH
BSMT	BASEMENT
BTWN	BETWEEN
	CHANNEL
CAB	CABINET
CER	CERAMIC
CFCI	CONTRACTOR FURNISHED, CONTRATOR INSTALLED
CG	CORNER GUARD
CH	COAT HOOK
CIP	CAST IN PLACE
CJ	CONTROL JOINT/CONSTRUCTION JOINT
CLG	CEILING
CLO	CLOSET/CLOSURE
CLR	CLEAR
COL	COLUMN
COMB	COMBINATION
CMU	CONCRETE MASONRY UNIT
CONC	CONCRETE
CONF	CONFERENCE
CONN	CONNECTION/CONNECT
CONST	CONSTRUCTION
CONT	CONTINUOUS
CONTR	CONTRACTOR
CORR	CORRIDOR
CPT	CARPET
CR	COAT RACK/CURTAIN ROD
CSG	CASING
CT	CERAMIC TILE
CTR	CENTER/COUNTER
CTSK	COUNTERSUNK
CUH	CABINET UNIT HEATER
CW	COLD WATER
D	DEPTH
DBL	DOUBLE
DET	DETAIL
DF	DRINKING FOUNTAIN
DIA	DIAMETER
DIAG	DIAGONAL
DIM	DIMENSION
DIR	DIRECTION
DIV	DIVISION
DM	DEMOUNTABLE PARTITION
DN	DOWN
DO	DITTO
DR	DOOR
DRWR	DRAWER
DS	DOWNSPOUT
DWG	DRAWING
DWL	DOWEL
DWS	DEFORMED WELDED STUD
EA	EACH
EC	ELECTRICAL CONTRACTOR
EF	EACH FACE
EH	ELECTRICAL HEATER/EXHAUST HOOD
EJ	EXPANSION JOINT
EL	ELEVATION
ELEC	ELECTRICAL
ELEV	ELEVATOR/ELEVATION
EMBED	EMBEDDED
EMER	EMERGENCY
ENT	ENTRANCE
EQ	EQUAL
EQUIP	EQUIPMENT
ES	EMERGENCY SHOWER
ESR	ELASTOMERIC SHEET ROOFING
ETR	EXISTING TO REMAIN
EVC	ELASTIC VINYL COATING
EW	EACH WAY
EWC	ELECTRIC WATER COOLER
EXC	EXCAVATE
EXP	EXPANSION
EXPD	EXPOSED
EXPF	EXPLOSION PROOF
EXT	EXTERIOR
FA	FIELD ADJUSTABLE
FV	FIELD VERIFY
FD	FLOOR DRAIN
FDN	FOUNDATION
FE	FIRE EXTINGUISHER
FEC	FIRE EXTINGUISHER CABINET
FHC	FIRE HOSE CABINET
FIN	FINISH
FIX	FIXTURE
FLEX	FLEXIBLE
FLR	FLOOR
FLRG	FLOORING
FP	FIREPROOF/FIRE PROTECTION
FR	FIRE RETARDANT
FS	FULL SIZE/FULL SCALE
FSS	FOLDING SHOWER SEAT
FT	FEET
FTG	FOOTING
FURG	FURRING
GA	GAUGE
GAL	GALLON
GALV	GALVANIZED
GBS	GRAB BAR
GC	GENERAL CONTRACTOR
GEN	GENERAL
GFCI	GOVERNMENT FURNISHED, CONTRACTOR INSTALLED
GFGI	GOVERNMENT FURNISHED, GOVERNMENT INSTALLED
GFRC	GLASS FIBER REINFORCED CONCRETE
GFRG	GLASS FIBER REINFORCED GYPSUM
GL	GLASS
GMU	GLAZED MASONRY UNIT
GWB	GYPSUM WALL BOARD
GYP	GYPSUM
H	HEIGHT
HDBD	HARDBOARD
HDCP	HANDICAPPED
HDWD	HARDWOOD
HDWE	HARDWARE
HK	HOOK
HM	HOLLOW METAL
HP	HIGH POINT
HR	HANDRAIL
HT	HEIGHT
HVAC	HEATING VENTILATION AND AIR CONDITIONING
HWS	HEAD WELDED STUDS
ID	INSIDE DIAMETER
IMP	INSULATED METAL PANEL
IN	INCHES
INFO	INFORMATION
INSUL	INSULATION
INT	INTERIOR
IPW	INSULATED PLENUM WALL
IRF	INSULATED ROOF FILL
JAN	JANITOR
JS	JANITOR SINK
JST	JOIST
JT	JOINT
KD	KNOCKED DOWN
KO	KNOCK-OUT / KNEE OPENING
L	LENGTH
LAB	LABORATORY
LAM	LAMINATED
LB	POUND
LBS	POUNDS
LD	LINEAR DIFFUSER
LDG	LANDING
LF	LINEAR FOOT
LG	LONG
LGT	LIGHT
LKR	LOCKER
LLH	LONG LEG HORIZONTAL
LLV	LONG LEG VERTICAL
LONG	LONGITUDINAL
LP	LOW POINT
LSH	LONG SLOTTED HOLE
LSD	LIQUID SOAP DISPENSER
LTG	LIGHTING
LVR	LOUVER
LWC	LIGHTWEIGHT CONCRETE
MACH	MACHINE
MAN	MANUAL
MAR	MARBLE
MAS	MASONRY
MATL	MATERIAL
MAX	MAXIMUM
MB	MACHINE BOLT
MBW	MASONRY BEARING WALL
MC	MECHANICAL CONTRACTOR
MDO	MEDIUM DENSITY OVERLAY
MECH	MECHANICAL
MEMB	MEMBRANE
MET	METAL
MEZZ	MEZZANINE
MFR	MANUFACTURER
MIN	MINIMUM
MIR	MIRROR
MISC	MISCELLANEOUS
MK	MARK
ML	METAL LATH
MLDG	MOLDING
MO	MASONRY OPENING
MP	METAL PARTITION
MS	MACHINE SCREW
MTD	MOUNTED
MTG	MOUNTING
NA	NOT APPLICABLE
NIC	NOT IN CONTRACT
NO	NUMBER
NOM	NOMINAL
NS	NONSHRINK
NTS	NOT TO SCALE
NWC	NORMAL WEIGHT CONCRETE
OA	OVERALL
OC	ON CENTER
OD	OUTSIDE DIAMETER/OVERFLOW DRAIN
OFF	OFFICE
OPNG	OPENING
OPP	OPPOSITE
OZ	OUNCE
PART	PARTITION
PC	PIECE
PCC	PRECAST CONCRETE
PCPL	PORTLAND CEMENT PLASTER
PDWR	PAPER TOWEL DISPENSER & WASTE RECEPTACLE
PH	PHILLIPS HEAD/PHASE
PL	PLASTIC LAMINATE/PLATE/PROPERTY LINE
PLAS	PLASTER
PLBG	PLUMBING
PLYWD	PLYWOOD
PM	PROTECTED METAL
PNL	PANEL
PNLG	PANELING
POL	POLISHED
PR	PAIR
PRE FAB	PREFABRICATED
PRE FIN	PRE-FINISHED
PSF	POUNDS PER SQUARE FOOT
PSI	POUNDS PER SQUARE INCH
PT	POINT/PAINT
PTD	PAPER TOWEL DISPENSER
PTM	PAINT TO MATCH
PVC	POLYVINYL CHLORIDE
QT	QUARRY TILE
QTY	QUANTITY
RAD	RADIUS
RAH	ROOFTOP AIR HANDLING UNIT
RB	RUBBER BASE
RC	REINFORCED CONCRETE
RCP	RADIANT CEILING PANEL / REFLECTED CEILING PLAN
RD	ROOF DRAIN
REC	RECESSED
REF	REFERENCE
REINF	REINFORCING
REL	RELOCATE
REM	REMAINDER
REQD	REQUIRED
RES	RESILIENT
RET	RETURN
RI	ROUGH IN
RM	ROOM
RO	ROUGH OPENING
RT	RUBBER TILE
RUB	RUBBER
SAT	STANDARD AGGREGATE TOPPING
SB	SOIL BEARING
SC	SEAMLESS COATING
SCF	SPECIAL CONCRETE FINISH
SCHD	SCHEDULE
SCR	SHOWER CURTAIN ROD
SD	SOAP DISPENSER
SE	SHELF EDGE
SECT	SECTION
SF	SAND FLOAT
SG	SUPPLY AIR GRILLE
SGL	SINGLE
SH	SHELF
SHD	SHOWER DOOR
SHT	SHEET
SIM	SIMILAR
SJ	STEEL JOIST
SLV	SHORT LEG VERTICAL
SM	SMOOTH
SND	SANITARY NAPKIN DISPENSER
SNV	SANITARY NAPKIN VENDER
SOG	SLAB ON GRADE
SPEC	SPECIFICATION
SPR	SPRINKLER
SQ	SQUARE
SR	SHOWER ROD
SS	STAINLESS STEEL
ST	STREET
STD	STANDARD
STL	STEEL
STO	STORAGE
STRU	STRUCTURAL/STRUCTURE
SUSP	SUSPENDED
SV	SHEET VINYL
SYM	SYMMETRICAL
T & B	TOP AND BOTTOM
TB	TACKBOARD/TOWEL BAR
TBR	TO BE REMOVED
TCP	THIN COAT PLASTER
TD	TOWEL DISPENSER
TDW	TOWEL DISPENSER AND WASTE
TEMP	TEMPERATURE/TEMPERED
TER	TERRAZZO
TEX	TEXTURE
TFC	TROWELED FLOOR COVERING
T & G	TONGUE AND GROOVE
THK	THICK
TOB	TOP OF BEAM
TOC	TOP OF CURB/TOP OF CONCRETE
TOD	TOP OF DECK/TOP OF DUCT ELEVATION
TOF	TOP OF FOOTING
TOJ	TOP OF JOIST
TOP	TOP OF PIPE ELEVATION
TOS	TOP OF SLAB/TOP OF STEEL
TOW	TOP OF WALL
TPG	TOPPING
TPD	TOILET PAPER DISPENSER
TPH	TOILET PAPER HOLDER
TRAN	TRANSOM
TRANS	TRANSVERSE
TS	TUBE STEEL
TWS	THREADED WELDED STUD
TYP	TYPICAL
UG	UNDERGROUND
UNO	UNLESS NOTED OTHERWISE
UR	URINAL
V	VINYL
VB	VINYL BASE
VCT	VINYL COMPOSITION TILE
VERT	VERTICAL
VEST	VESTIBULE
VOL	VOLUME
VWC	VINYL WALL COVERING
W	WIDE FLANGE STEEL BEAM
W/	WITH
WAF	WELDED ANGLE FRAME
WC	WATER CLOSET
WD	WOOD
WDW	WINDOW
WF	WIDE FLANGE
WG	WIRE GLASS
W/O	WITHOUT
WP	WEATHERPROOF
WPFG	WATERPROOFING
WR	WASTE RECEPTACLE
WSCT	WAINSCOT
WSTP	WEATHERSTRIP
WTR	WATER
WWF	WELDED WIRE FABRIC
X	EXISTING

ABBREVIATIONS ABOVE ARE FOR ARCHITECTURAL SHEETS ONLY.

HATCH SYMBOLS

EARTHWORK	PLYWOOD
GRAVEL	FINISH LUMBER
PLASTER, SAND, GROUT	WOOD STUDS, BLOCKING
CONCRETE	STEEL STUDS
CONCRETE MASONRY	GYPSUM WALLBOARD
CLAY MASONRY	ACOUSTICAL TILE
PRECAST CONCRETE	BATT INSULATION
METAL	RIGID INSULATION

LEGEND - PLAN SYMBOLS

SIM 1 A-101	BUILDING SECTION SYMBOL
SIM 1 A-101	WALL SECTION SYMBOL
1 A-101	DETAIL SYMBOL
1 A-101	ENLARGED PLAN SYMBOL
A-201 1	EXTERIOR ELEVATION SYMBOL
A-211 1	INTERIOR ELEVATION SYMBOL
4.XXX	KEYED NOTE IDENTIFICATION
ROOM NAME 000	ROOM NAME AND NUMBER
XXX X	WALL TYPE IDENTIFICATION
W?	WINDOW IDENTIFICATION
101A	DOOR IDENTIFICATION
	1 HOUR FIRE RATED WALL
F.E.	FIRE EXTINGUISHER - SURFACE MOUNT
F.E.C.	FIRE EXTINGUISHER CABINET AND FIRE EXTINGUISHER - SEMI-RECESSED
FD	FLOOR DRAIN
A100	EXISTING GRID LINES
A100	NEW GRID LINES
XXX X' - X"	LEVEL OR SPOT ELEVATIONS
10'-10" ACP-X	CEILING HEIGHT & FINISH

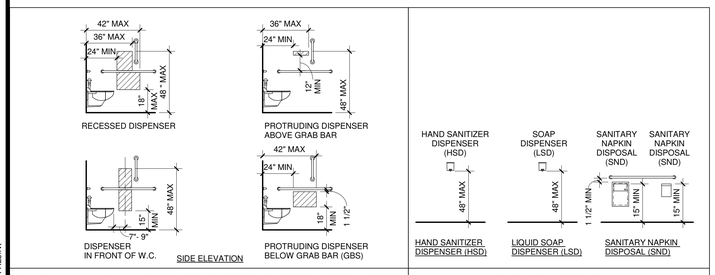

ANSI 117.1-2017 TOILET PAPER DISPENSER (TPD)

DISPENSERS

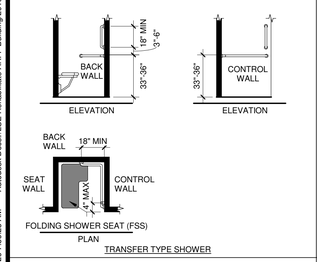

ANSI 117.1-2009/2017SHOWERS (GBS)

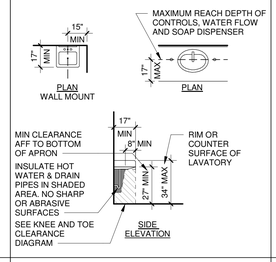

LAVATORIES

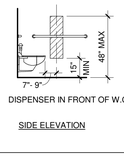

TOILET PAPER DISPENSER (TPD)

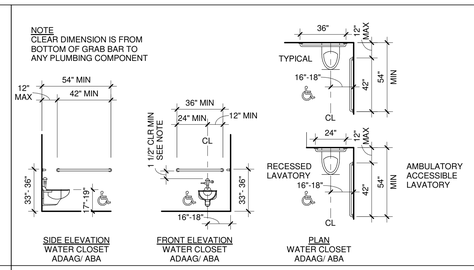

ADA/ ABA TOILETS & GRAB BARS

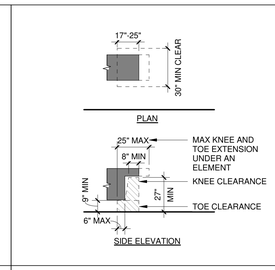

KNEE & TOE CLEARANCES (NTS)

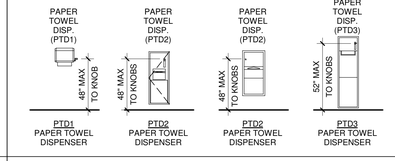

PAPER TOWEL DISPENSER (PTD)

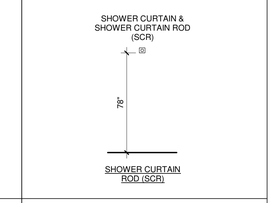

SHOWER CURTAIN ROD(SCR)

Mead & Hunt

Mead & Hunt, Inc.
2440 Deming Way
Middleton, WI 53562
phone: 608-273-6380
meadhunt.com

© Copyright 2026 Mead & Hunt, Inc.
This document, or any portion thereof, shall not be duplicated, disclosed, or used on any other project or extension of this project except by written agreement with Mead & Hunt, Inc. Mead & Hunt shall not be responsible for any unauthorized use of, or alteration to these documents.

LA CROSSE REGIONAL AIRPORT REHABILITATE ARFF BUILDING

2841 Fanta Reed Rd
La Crosse, WI 54603

ISSUED

BOA NO.: LSE1023
M&H NO.: 2309930-201676.01
DATE: 01/23/2026
DESIGNED BY: JDB
DRAWN BY: JDB
CHECKED BY: JAB

DO NOT SCALE DRAWINGS

SHEET CONTENTS
NOTES & SYMBOLS

SHEET NO.:
A-001

1/20/2026 7:56:28 AM Autodesk Docs://LSE Rehabilitate ARFF Building/201676.01-A-R25.rvt

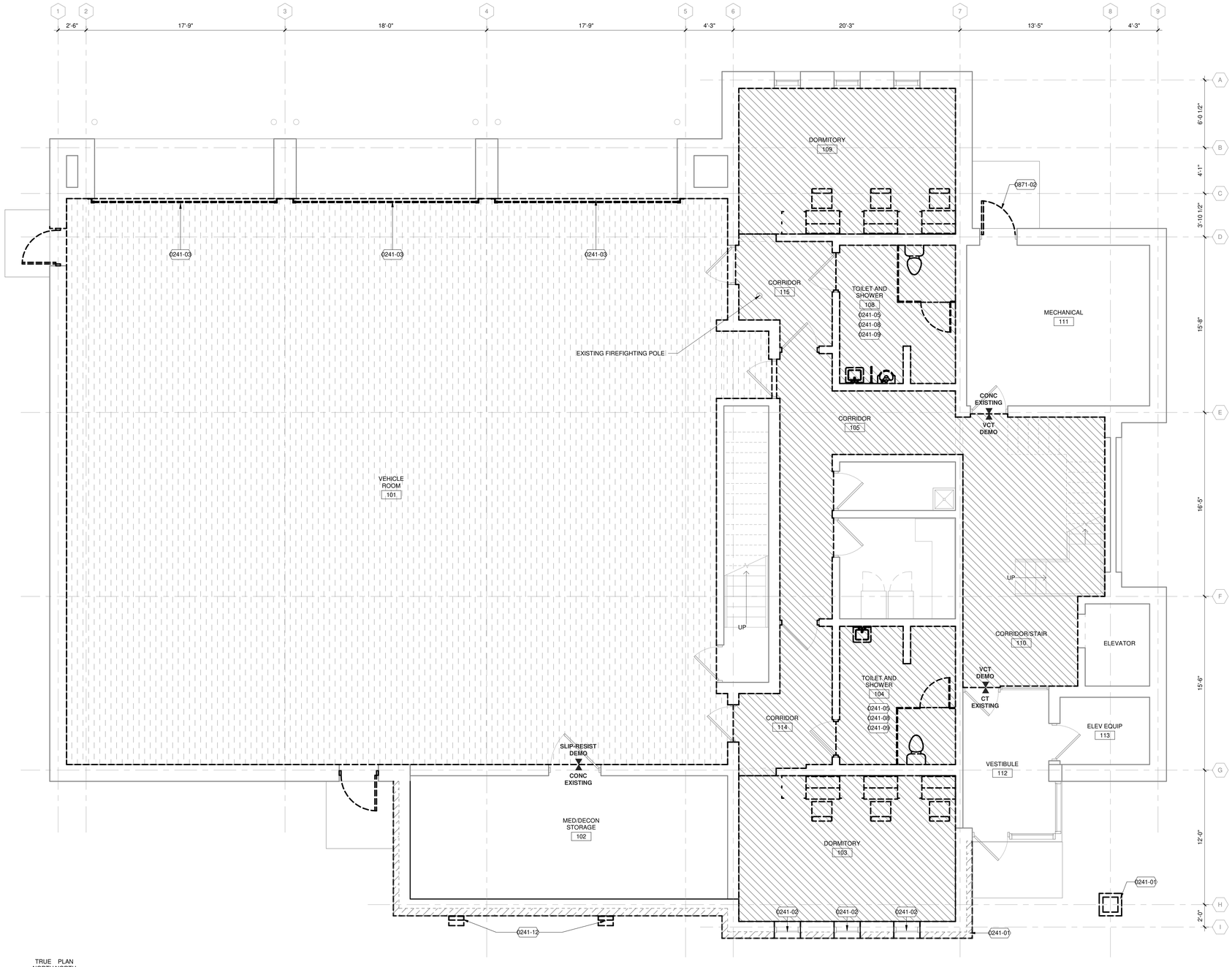

TRUE NORTH PLAN NORTH

1 FIRST FLOOR DEMOLITION PLAN

1/4" = 1'-0"

DEMOLITION PLAN GENERAL NOTES:

1. VERIFY BUILDING AND SITE CONDITIONS AND REPORT ANY DISCREPENCIES TO THE ARCHITECT BEFORE PROCEEDING WITH ANY SCHEDULED DEMOLITION WORK.
2. IT IS THE INTENT OF THESE DRAWINGS TO INDICATE THE REMOVAL OF ITEMS WHICH INTERFERE WITH THE FINAL CONSTRUCTION AS SHOWN ON THE DOCUMENTS. ALL INDICATED FLOOR FINISHES, BASE, WINDOW TREATMENTS, SHELVING, SIGNAGE, AND ROOFING MATERIALS SHALL BE DEMOLISHED IN THEIR ENTIRETY.
3. THE EXISTING MECHANICAL, ELECTRICAL, TECHNOLOGY, AND PLUMBING ITEMS AND/OR SYSTEMS, AND GAS, WATER AND ELECTRICAL METERS ARE GENERALLY INTENDED TO REMAIN. SELECTIVE DEMOLITION OF SPECIFIC ITEMS WILL BE NOTED. REFERENCE MECHANICAL, ELECTRICAL AND PLUMBING FOR ITEMS TO REMAIN, BE SALVAGED, OR DEMOLISHED.
4. PATCH AND REPAIR EXISTING CONSTRUCTION INDICATED TO REMAIN (WALLS, DOORS, CEILINGS, FLOORS, ETC.) DAMAGED DURING DEMOLITION OR CONSTRUCTION ACTIVITIES. REPAIRS OR REPLACEMENTS MUST BE DURABLE, SEAMLESS, AND MATCH THE EXISTING MATERIAL.
5. ALERT DESIGN TEAM IF DETERIORATED MATERIALS DETRIMENTAL TO THE CONTINUED USE OF THE BUILDING ARE DISCOVERED IN THE PROCESS OF DEMOLITION.
6. UNLESS NOTED OTHERWISE, REMOVE LAYERS OF EXISTING FLOORING TO TOP OF SLAB THROUGHOUT AREA OF WORK. SCRAPE CONCRETE CLEAN. REMOVE ADHESIVE AND IMPERFECTIONS. GRIND DOWN IMPERFECTIONS AND FLASH PATCH CONCRETE AS REQUIRED FOR SCHEDULED FINISH FLOOR INSTALLATION. REFER TO INTERIORS FINISH PLANS FOR SCHEDULED FINISH FLOOR INSTALLATION.

DEMOLITION LEGEND:

- EXISTING CONSTRUCTION TO REMAIN
- EXISTING CONSTRUCTION TO BE DEMOLISHED, TYP (U.N.O.)
- EXISTING DOOR TO REMAIN
- DOOR, FRAME, AND HARDWARE TO BE DEMOLISHED COMPLETE, TYP (U.N.O.)
- DEMOLISH FLOOR AND WALL BASE
- ABRADE EXISTING FLOOR TO PREPARE FOR NEW FLOOR TREATMENT PER RESINOUS FLOOR SPECIFICATION
- ACT CEILING TO BE DEMOLISHED U.N.O.

KEYED NOTES

0241-01 EXISTING STRUCTURE TO REMAIN. REMOVE EXTERIOR MASONRY, INSULATION, AND FLASHING. RETAIN REINFORCEMENT. REFER TO NEW WALL SECTION FOR ADDITIONAL INFORMATION.

0241-02 EXISTING WINDOWS TO REMAIN. REMOVE EXTERIOR SEALANT AS REQUIRED TO DEMOLISH EXTERIOR MASONRY. REMOVE INTERIOR SOLID SURFACE SILL.

0241-03 REMOVE SECTIONAL DOOR, METAL TRACK, ELECTRIC OPERATOR, POWER BACK TO SOURCE, AND ALL RELEVANT COMPONENTS.

0241-05 REMOVE WALL TILE ON ALL WALLS IN THIS SPACE.

0241-08 DEMOLISH AND DISCARD PLUMBING FIXTURES, MIRRORS, TOILET PARTITIONS, AND TOILET ACCESSORIES. PATCH AND REPAIR ANY EXISTING WALLS OR FLOORS TO REMAIN AS REQUIRED TO RECEIVE NEW FINISHES AND PLUMBING FIXTURES.

0241-09 REMOVE AND DISCARD CERAMIC TILE FLOORING THROUGHOUT RESTROOMS. PREPARE EXISTING FLOOR SLAB TO RECEIVE NEW FLOORING.

0241-12 REMOVE OPEN FACE DOWNSPOUT FOR REPLACEMENT IN KIND.

0871-02 UPDATE DOOR HARDWARE AND DOOR PANEL ONLY. REFERENCE DOOR HARDWARE SCHEDULE.

Mead & Hunt

Mead & Hunt, Inc.
2440 Deming Way
Middleton, WI 53562
phone: 608-273-6380
meadhunt.com

© Copyright 2026 Mead & Hunt, Inc.
This document, or any portion thereof, shall not be duplicated, disclosed, or used on any other project or extension of this project except by written agreement with Mead & Hunt, Inc. Mead & Hunt shall not be responsible for any unauthorized use of, or alteration to these documents.

LA CROSSE REGIONAL AIRPORT REHABILITATE ARFF BUILDING

2841 Fanta Reed Rd
La Crosse, WI 54603

ISSUED

BOA NO.: LSE1023
M&H NO.: 2309930-201676.01
DATE: 01/23/2026
DESIGNED BY: JDB
DRAWN BY: JDB
CHECKED BY: JAB
DO NOT SCALE DRAWINGS

SHEET CONTENTS
FIRST FLOOR DEMOLITION PLAN

SHEET NO.:

AD101

1/26/2026 7:58:31 AM Autodesk Docs://LSE Rehabilitate ARFF Building/201676.01-A-R25.rvt

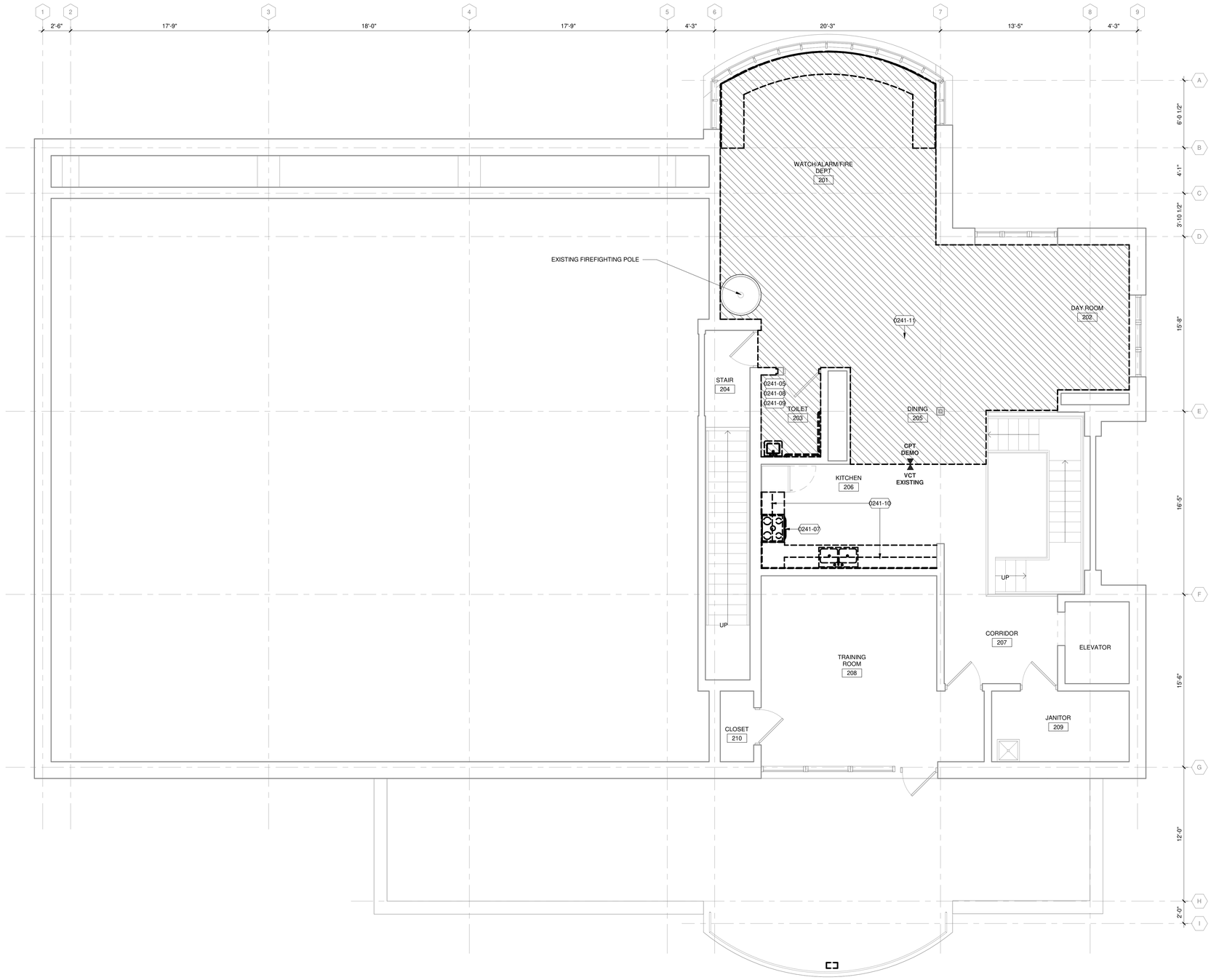

TRUE NORTH PLAN NORTH

1 SECOND FLOOR DEMOLITION PLAN

1/4" = 1'-0"

DEMOLITION PLAN GENERAL NOTES:

1. VERIFY BUILDING AND SITE CONDITIONS AND REPORT ANY DISCREPENCIES TO THE ARCHITECT BEFORE PROCEEDING WITH ANY SCHEDULED DEMOLITION WORK.
2. IT IS THE INTENT OF THESE DRAWINGS TO INDICATE THE REMOVAL OF ITEMS WHICH INTERFERE WITH THE FINAL CONSTRUCTION AS SHOWN ON THE DOCUMENTS. ALL INDICATED FLOOR FINISHES, BASE, WINDOW TREATMENTS, SHELVING, SIGNAGE, AND ROOFING MATERIALS SHALL BE DEMOLISHED IN THEIR ENTIRETY.
3. THE EXISTING MECHANICAL, ELECTRICAL, TECHNOLOGY, AND PLUMBING ITEMS AND/OR SYSTEMS, AND GAS, WATER AND ELECTRICAL METERS ARE GENERALLY INTENDED TO REMAIN. SELECTIVE DEMOLITION OF SPECIFIC ITEMS WILL BE NOTED. REFERENCE MECHANICAL, ELECTRICAL AND PLUMBING FOR ITEMS TO REMAIN, BE SALVAGED, OR DEMOLISHED.
4. PATCH AND REPAIR EXISTING CONSTRUCTION INDICATED TO REMAIN (WALLS, DOORS, CEILINGS, FLOORS, ETC.) DAMAGED DURING DEMOLITION OR CONSTRUCTION ACTIVITIES. REPAIRS OR REPLACEMENTS MUST BE DURABLE, SEAMLESS, AND MATCH THE EXISTING MATERIAL.
5. ALERT DESIGN TEAM IF DETERIORATED MATERIALS DETRIMENTAL TO THE CONTINUED USE OF THE BUILDING ARE DISCOVERED IN THE PROCESS OF DEMOLITION.
6. UNLESS NOTED OTHERWISE, REMOVE LAYERS OF EXISTING FLOORING TO TOP OF SLAB THROUGHOUT AREA OF WORK. SCRAPE CONCRETE CLEAN. REMOVE ADHESIVE AND IMPERFECTIONS. GRIND DOWN IMPERFECTIONS AND FLASH PATCH CONCRETE AS REQUIRED FOR SCHEDULED FINISH FLOOR INSTALLATION. REFER TO INTERIORS FINISH PLANS FOR SCHEDULED FINISH FLOOR INSTALLATION.

DEMOLITION LEGEND:

- EXISTING CONSTRUCTION TO REMAIN
- EXISTING CONSTRUCTION TO BE DEMOLISHED, TYP (U.N.O.)
- EXISTING DOOR TO REMAIN
- DOOR, FRAME, AND HARDWARE TO BE DEMOLISHED COMPLETE, TYP (U.N.O.)
- DEMOLISH FLOOR AND WALL BASE
- ABRADE EXISTING FLOOR TO PREPARE FOR NEW FLOOR TREATMENT PER RESINOUS FLOOR SPECIFICATION
- ACT CEILING TO BE DEMOLISHED U.N.O.

KEYED NOTES

0241-05 REMOVE WALL TILE ON ALL WALLS IN THIS SPACE.

0241-07 EXISTING APPLIANCE TO BE PRESERVED AND REINSTALLED AT NEW LOCATION WITHIN THE SCOPE OF CONSTRUCTION.

0241-08 DEMOLISH AND DISCARD PLUMBING FIXTURES, MIRRORS, TOILET PARTITIONS, AND TOILET ACCESSORIES. PATCH AND REPAIR ANY EXISTING WALLS OR FLOORS TO REMAIN AS REQUIRED TO RECEIVE NEW FINISHES AND PLUMBING FIXTURES.

0241-09 REMOVE AND DISCARD CERAMIC TILE FLOORING THROUGHOUT RESTROOMS. PREPARE EXISTING FLOOR SLAB TO RECEIVE NEW FLOORING.

0241-10 REMOVE COUNTERTOPS, UPPER CABINETS, SINK, & LOWER CABINETS.

0241-11 REMOVE CARPET UP TO TRANSITION BETWEEN CARPET AND TILE.

Mead & Hunt

Mead & Hunt, Inc.
2440 Deming Way
Middleton, WI 53562
phone: 608-273-6380
meadhunt.com

© Copyright 2026 Mead & Hunt, Inc.
This document, or any portion thereof, shall not be duplicated, disclosed, or used on any other project or extension of this project except by written agreement with Mead & Hunt, Inc. Mead & Hunt shall not be responsible for any unauthorized use of, or alteration to these documents.

LA CROSSE REGIONAL AIRPORT REHABILITATE ARFF BUILDING

2841 Fanta Reed Rd
La Crosse, WI 54603

ISSUED

BOA NO.: LSE1023
M&H NO.: 2309930-201676.01
DATE: 01/23/2026
DESIGNED BY: JDB
DRAWN BY: JDB
CHECKED BY: JAB

DO NOT SCALE DRAWINGS.

SHEET CONTENTS
SECOND FLOOR DEMOLITION PLAN

SHEET NO.:
AD102

1/20/2026 7:56:32 AM Autodesk Docs://LSE Rehabilitate ARFF Building/201676.01-A-R25.rvt

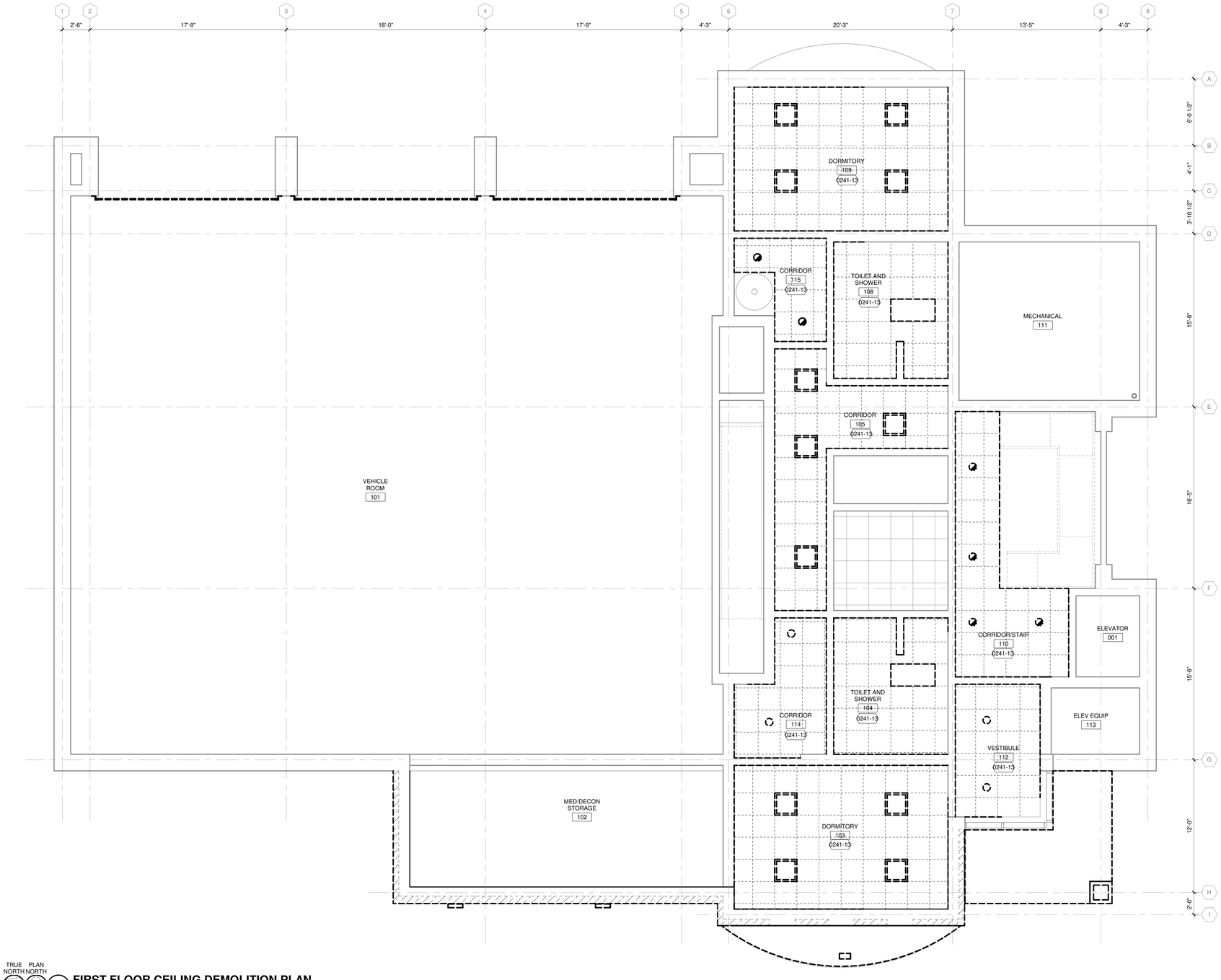

TRUE NORTH PLAN NORTH

1 FIRST FLOOR CEILING DEMOLITION PLAN

1/4" = 1'-0"

DEMOLITION PLAN GENERAL NOTES:

1. VERIFY BUILDING AND SITE CONDITIONS AND REPORT ANY DISCREPENCIES TO THE ARCHITECT BEFORE PROCEEDING WITH ANY SCHEDULED DEMOLITION WORK.
2. IT IS THE INTENT OF THESE DRAWINGS TO INDICATE THE REMOVAL OF ITEMS WHICH INTERFERE WITH THE FINAL CONSTRUCTION AS SHOWN ON THE DOCUMENTS. ALL INDICATED FLOOR FINISHES, BASE, WINDOW TREATMENTS, SHELVING, SIGNAGE, AND ROOFING MATERIALS SHALL BE DEMOLISHED IN THEIR ENTIRETY.
3. THE EXISTING MECHANICAL, ELECTRICAL, TECHNOLOGY, AND PLUMBING ITEMS AND/OR SYSTEMS, AND GAS, WATER AND ELECTRICAL METERS ARE GENERALLY INTENDED TO REMAIN. SELECTIVE DEMOLITION OF SPECIFIC ITEMS WILL BE NOTED. REFERENCE MECHANICAL, ELECTRICAL AND PLUMBING FOR ITEMS TO REMAIN, BE SALVAGED, OR DEMOLISHED.
4. PATCH AND REPAIR EXISTING CONSTRUCTION INDICATED TO REMAIN (WALLS, DOORS, CEILINGS, FLOORS, ETC.) DAMAGED DURING DEMOLITION OR CONSTRUCTION ACTIVITIES. REPAIRS OR REPLACEMENTS MUST BE DURABLE, SEAMLESS, AND MATCH THE EXISTING MATERIAL.
5. ALERT DESIGN TEAM IF DETERIORATED MATERIALS DETRIMENTAL TO THE CONTINUED USE OF THE BUILDING ARE DISCOVERED IN THE PROCESS OF DEMOLITION.
6. UNLESS NOTED OTHERWISE, REMOVE LAYERS OF EXISTING FLOORING TO TOP OF SLAB THROUGHOUT AREA OF WORK. SCRAPE CONCRETE CLEAN. REMOVE ADHESIVE AND IMPERFECTIONS. GRIND DOWN IMPERFECTIONS AND FLASH PATCH CONCRETE AS REQUIRED FOR SCHEDULED FINISH FLOOR INSTALLATION. REFER TO INTERIORS FINISH PLANS FOR SCHEDULED FINISH FLOOR INSTALLATION.

DEMOLITION LEGEND:

- EXISTING CONSTRUCTION TO REMAIN
- EXISTING CONSTRUCTION TO BE DEMOLISHED, TYP (U.N.O.)
- EXISTING DOOR TO REMAIN
- DOOR, FRAME, AND HARDWARE TO BE DEMOLISHED COMPLETE, TYP (U.N.O.)
- DEMOLISH FLOOR AND WALL BASE
- ABRADE EXISTING FLOOR TO PREPARE FOR NEW FLOOR TREATMENT PER RESINOUS FLOOR SPECIFICATION
- ACT CEILING TO BE DEMOLISHED U.N.O.

KEYED NOTES

0241-13 REMOVE CEILING GRID AND TILES.

Mead & Hunt

Mead & Hunt, Inc.
2440 Deming Way
Middleton, WI 53562
phone: 608-273-6380
meadhunt.com

© Copyright 2026 Mead & Hunt, Inc.
This document, or any portion thereof, shall not be duplicated, disclosed, or used on any other project or extension of this project except by written agreement with Mead & Hunt, Inc. Mead & Hunt shall not be responsible for any unauthorized use of, or alteration to these documents.

LA CROSSE REGIONAL AIRPORT REHABILITATE ARFF BUILDING

2841 Fanta Reed Rd
La Crosse, WI 54603

ISSUED

BOA NO.: LSE1023
M&H NO.: 2309930-201676.01
DATE: 01/23/2026
DESIGNED BY: JDB
DRAWN BY: JDB
CHECKED BY: JAB

DO NOT SCALE DRAWINGS

SHEET CONTENTS
FIRST FLOOR CEILING DEMOLITION PLAN

SHEET NO.:

AD121

1/20/2026 7:56:34 AM Autodesk Docs://LSE Rehabilitate ARFF Building/201676.01-A-R25.rvt

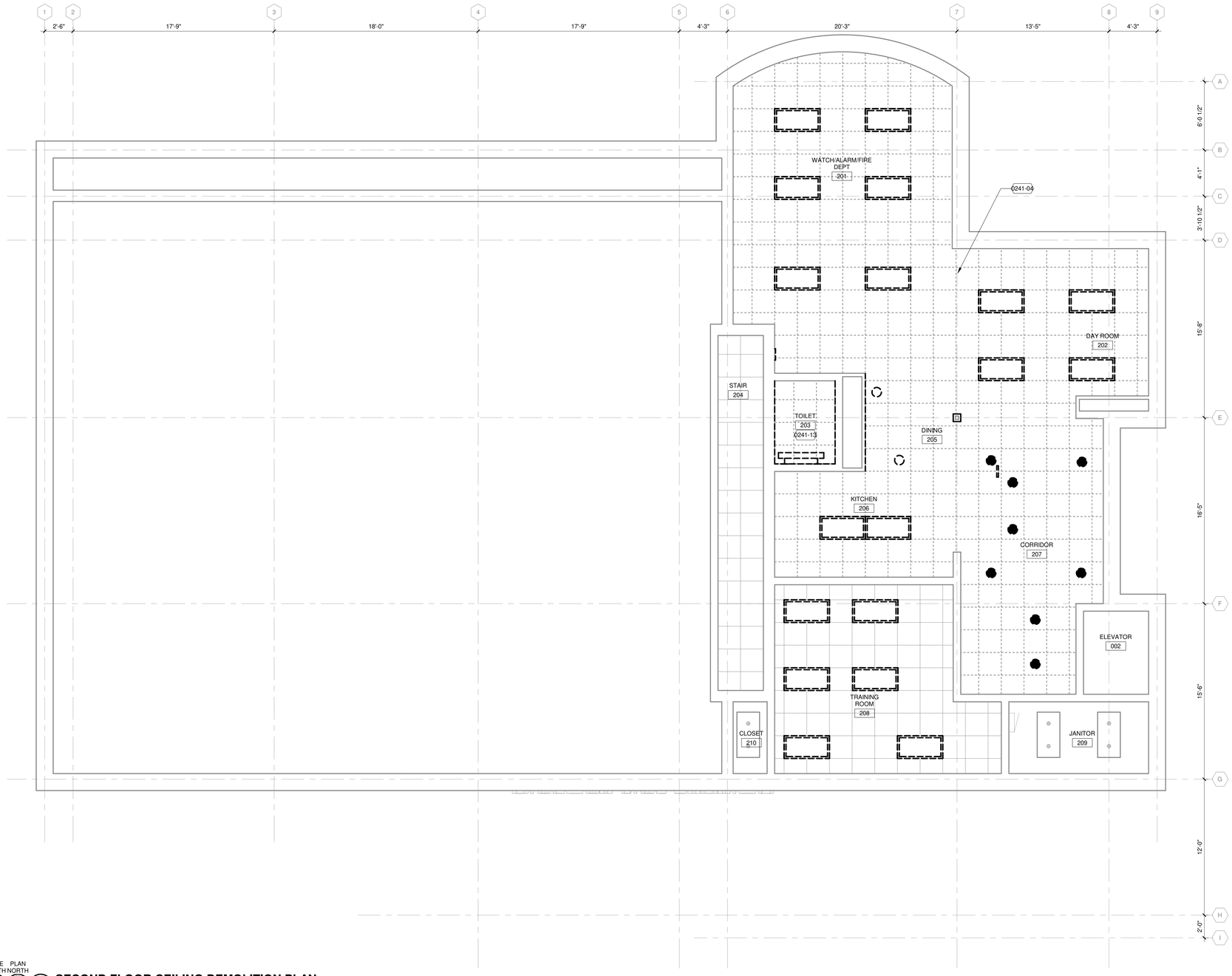

TRUE NORTH PLAN NORTH

1 **SECOND FLOOR CEILING DEMOLITION PLAN**

1/4" = 1'-0"

DEMOLITION PLAN GENERAL NOTES:

1. VERIFY BUILDING AND SITE CONDITIONS AND REPORT ANY DISCREPENCIES TO THE ARCHITECT BEFORE PROCEEDING WITH ANY SCHEDULED DEMOLITION WORK.
2. IT IS THE INTENT OF THESE DRAWINGS TO INDICATE THE REMOVAL OF ITEMS WHICH INTERFERE WITH THE FINAL CONSTRUCTION AS SHOWN ON THE DOCUMENTS. ALL INDICATED FLOOR FINISHES, BASE, WINDOW TREATMENTS, SHELVING, SIGNAGE, AND ROOFING MATERIALS SHALL BE DEMOLISHED IN THEIR ENTIRETY.
3. THE EXISTING MECHANICAL, ELECTRICAL, TECHNOLOGY, AND PLUMBING ITEMS AND/OR SYSTEMS, AND GAS, WATER AND ELECTRICAL METERS ARE GENERALLY INTENDED TO REMAIN. SELECTIVE DEMOLITION OF SPECIFIC ITEMS WILL BE NOTED. REFERENCE MECHANICAL, ELECTRICAL AND PLUMBING FOR ITEMS TO REMAIN, BE SALVAGED, OR DEMOLISHED.
4. PATCH AND REPAIR EXISTING CONSTRUCTION INDICATED TO REMAIN (WALLS, DOORS, CEILINGS, FLOORS, ETC.) DAMAGED DURING DEMOLITION OR CONSTRUCTION ACTIVITIES. REPAIRS OR REPLACEMENTS MUST BE DURABLE, SEAMLESS, AND MATCH THE EXISTING MATERIAL.
5. ALERT DESIGN TEAM IF DETERIORATED MATERIALS DETRIMENTAL TO THE CONTINUED USE OF THE BUILDING ARE DISCOVERED IN THE PROCESS OF DEMOLITION.
6. UNLESS NOTED OTHERWISE, REMOVE LAYERS OF EXISTING FLOORING TO TOP OF SLAB THROUGHOUT AREA OF WORK. SCRAPE CONCRETE CLEAN. REMOVE ADHESIVE AND IMPERFECTIONS. GRIND DOWN IMPERFECTIONS AND FLASH PATCH CONCRETE AS REQUIRED FOR SCHEDULED FINISH FLOOR INSTALLATION. REFER TO INTERIORS FINISH PLANS FOR SCHEDULED FINISH FLOOR INSTALLATION.

DEMOLITION LEGEND:

- EXISTING CONSTRUCTION TO REMAIN
- EXISTING CONSTRUCTION TO BE DEMOLISHED, TYP (U.N.O.)
- EXISTING DOOR TO REMAIN
- DOOR, FRAME, AND HARDWARE TO BE DEMOLISHED COMPLETE, TYP (U.N.O.)
- DEMOLISH FLOOR AND WALL BASE
- ABRADE EXISTING FLOOR TO PREPARE FOR NEW FLOOR TREATMENT PER RESINOUS FLOOR SPECIFICATION
- ACT CEILING TO BE DEMOLISHED U.N.O.

KEYED NOTES

0241-04 RETAIN CEILING GRID, REMOVE CEILING TILES ONLY.

0241-13 REMOVE CEILING GRID AND TILES.

Mead & Hunt

Mead & Hunt, Inc.
2440 Deming Way
Middleton, WI 53562
phone: 608-273-6380
meadhunt.com

© Copyright 2026 Mead & Hunt, Inc.
This document, or any portion thereof, shall not be duplicated, disclosed, or used on any other project or extension of this project except by written agreement with Mead & Hunt, Inc. Mead & Hunt shall not be responsible for any unauthorized use of, or alteration to these documents.

LA CROSSE REGIONAL AIRPORT
REHABILITATE ARFF BUILDING

2841 Fanta Reed Rd
La Crosse, WI 54603

ISSUED

BOA NO.: LSE1023
M&H NO.: 2309930-201676.01
DATE: 01/23/2026
DESIGNED BY: JDB
DRAWN BY: JDB
CHECKED BY: JAB

DO NOT SCALE DRAWINGS.

SHEET CONTENTS
SECOND FLOOR CEILING DEMOLITION PLAN

SHEET NO.:

AD122

1/20/2026 7:56:34 AM Autodesk Docs://LSE Rehabilitate ARFF Building/201676.01-A-R25.rvt

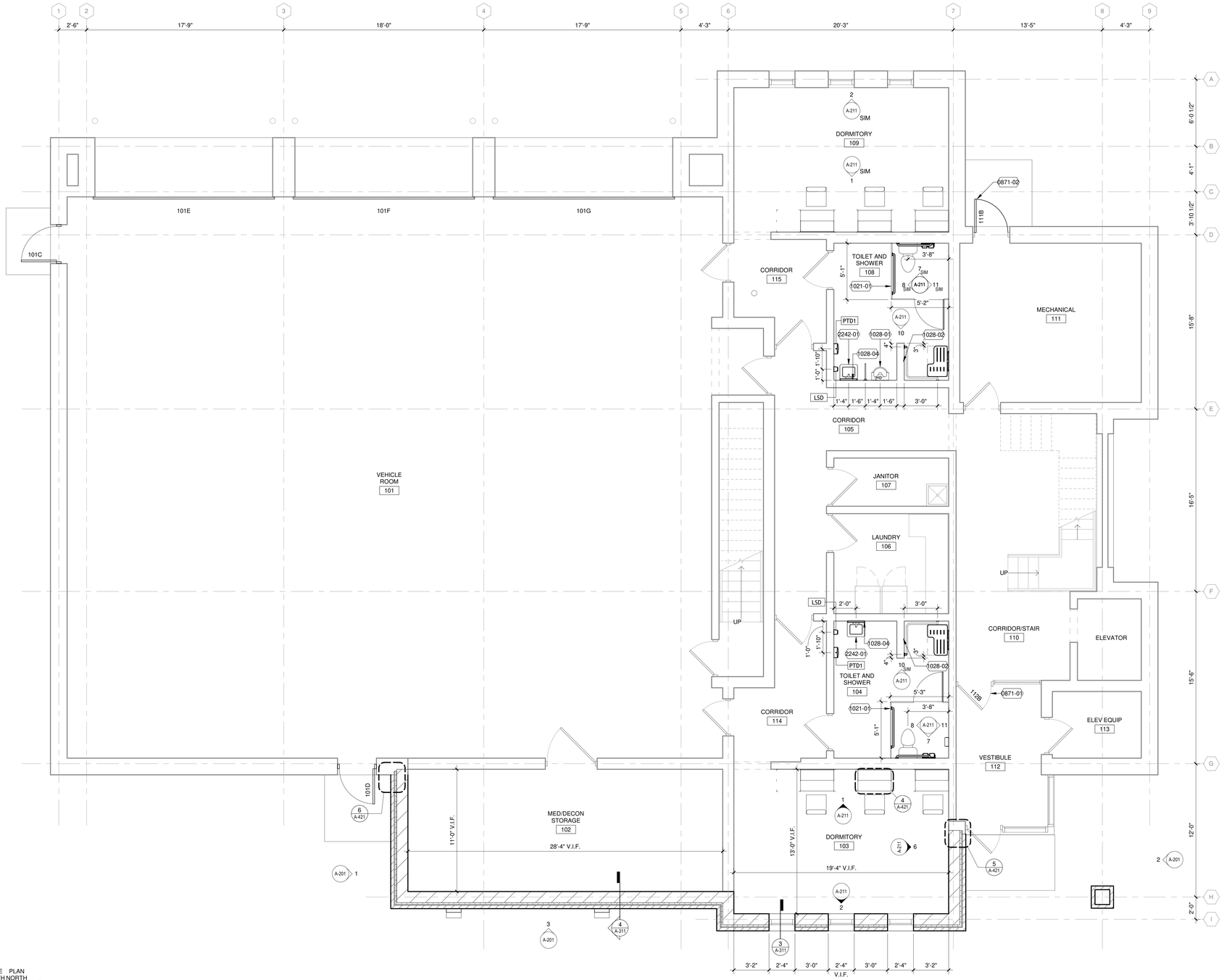

TRUE NORTH PLAN NORTH

1 FIRST FLOOR PLAN

1/4" = 1'-0"

FLOOR PLAN GENERAL NOTES:

1. SITE DATUM OF FINISHED FIRST FLOOR INDICATED ON SITE PLAN = 100'-0" ON ARCHITECTURAL DRAWINGS.
2. FIELD VERIFY DIMENSIONS, BRING DISCREPANCIES TO THE ATTENTION OF THE ARCHITECT/ENGINEER FOR FINAL DECISION.
3. INTERIOR DIMENSIONS ARE FROM FINISH FACE OF WALLS (I.E. GYPSUM WALLBOARD OR CMU), UNLESS NOTED OTHERWISE.
4. FINISH FLOOR ELEVATIONS ARE TO THE TOP OF CONCRETE, UNLESS NOTED OTHERWISE.
5. PATCH AND REPAIR EXISTING CONSTRUCTION INDICATED TO REMAIN (WALLS, DOORS, CEILINGS, FLOORS, ETC.) DAMAGED DURING DEMOLITION OR CONSTRUCTION ACTIVITIES. REPAIRS OR REPLACEMENTS MUST BE DURABLE, SEAMLESS, AND MATCH THE EXISTING MATERIAL.
6. PATCH FLOOR AND WALL PENETRATIONS CAUSED BY DEMOLITION ACTIVITIES, IN A MANNER THAT IS CONSISTENT WITH THE EXISTING FLOOR AND WALL CONSTRUCTION AND FINISH. PENETRATIONS SHALL MEET REQUIRED FIRE RATINGS.
7. COORDINATE THE INSTALLATION OF OWNER-SUPPLIED EQUIPMENT. REFERENCE PLANS, SPECS, AND INTERIOR ELEVATIONS FOR SPECIFIC EQUIPMENT REQUIREMENTS.
8. PROVIDE BLOCKING, NAILERS, FURRING, AND SIMILAR CONCEALED SUPPORT FOR THE PROPER INSTALLATION OF CASEWORK, TOILET ROOM ACCESSORIES, TOILET PARTITIONS AND OTHER MISCELLANEOUS ITEMS.
9. RECESSED CABINETS, PANELS, BOXES, ETC. LOCATED IN FIRE-RATED PARTITIONS SHALL BE INSTALLED IN A MANNER WHICH MAINTAINS THE FIRE RATED CONSTRUCTION.
10. SEE INTERIOR PLANS FOR FINISHES, CASEWORK, AND FURNITURE TYPES TO BE INSTALLED AND PROVIDED.

LEGEND - PLAN SYMBOLS

SIM / A-101	BUILDING SECTION SYMBOL
SIM / A-101	WALL SECTION SYMBOL
1 / A-101	DETAIL SYMBOL
1 / A-101	ENLARGED PLAN SYMBOL
A-201 1	EXTERIOR ELEVATION SYMBOL
A-211 1	INTERIOR ELEVATION SYMBOL
4.XXX	KEYED NOTE IDENTIFICATION
ROOM NAME 000	ROOM NAME AND NUMBER
XXX X	WALL TYPE IDENTIFICATION
W?	WINDOW IDENTIFICATION
101A	DOOR IDENTIFICATION
	1 HOUR FIRE RATED WALL
F.E.	FIRE EXTINGUISHER - SURFACE MOUNT
F.E.C.	FIRE EXTINGUISHER CABINET AND FIRE EXTINGUISHER - SEMI-RECESSED
FD	FLOOR DRAIN
A100	EXISTING GRID LINES
A100	NEW GRID LINES
XXX X' - X"	LEVEL OR SPOT ELEVATIONS
10'-10" ACP-X	CEILING HEIGHT & FINISH

KEYED NOTES

0871-01	UPDATE DOOR HARDWARE ONLY. REFERENCE DOOR HARDWARE SCHEDULE.
0871-02	UPDATE DOOR HARDWARE AND DOOR PANEL ONLY. REFERENCE DOOR HARDWARE SCHEDULE.
1021-01	TOILET PARTITION TO UTILIZE EXISTING ANCHOR LOCATIONS.
1028-01	REFER TO PLUMBING DOCUMENTATION FOR PLUMBING FIXTURE TYPE.
1028-02	SHOWER TO BE REPLACED. REFERENCE PLUMBING DOCUMENTATION.
1028-04	BATHROOM MIRROR TO UTILIZE EXISTING ANCHORS AS APPROPRIATE.
2242-01	REFER TO PLUMBING DOCUMENTATION FOR TYPE, SIZING, AND LOCATION.

Mead & Hunt
Mead & Hunt, Inc.
2440 Deming Way
Middleton, WI 53562
phone: 608-273-6380
meadhunt.com

© Copyright 2026 Mead & Hunt, Inc.
This document, or any portion thereof, shall not be duplicated, disclosed, or used on any other project or extension of this project except by written agreement with Mead & Hunt, Inc. Mead & Hunt shall not be responsible for any unauthorized use of, or alteration to these documents.

LA CROSSE REGIONAL AIRPORT REHABILITATE ARFF BUILDING

2841 Fanta Reed Rd
La Crosse, WI 54603

ISSUED

BOA NO.:	LSE1023
M&H NO.:	2309930-201676.01
DATE:	01/23/2026
DESIGNED BY:	JDB
DRAWN BY:	JDB
CHECKED BY:	JAB

DO NOT SCALE DRAWINGS.

SHEET CONTENTS
FIRST FLOOR PLAN

SHEET NO.:
A-101

1/26/2026 7:56:35 AM Autodesk Docs://LSE Rehabilitate ARFF Building/201676.01-A-R25.rvt

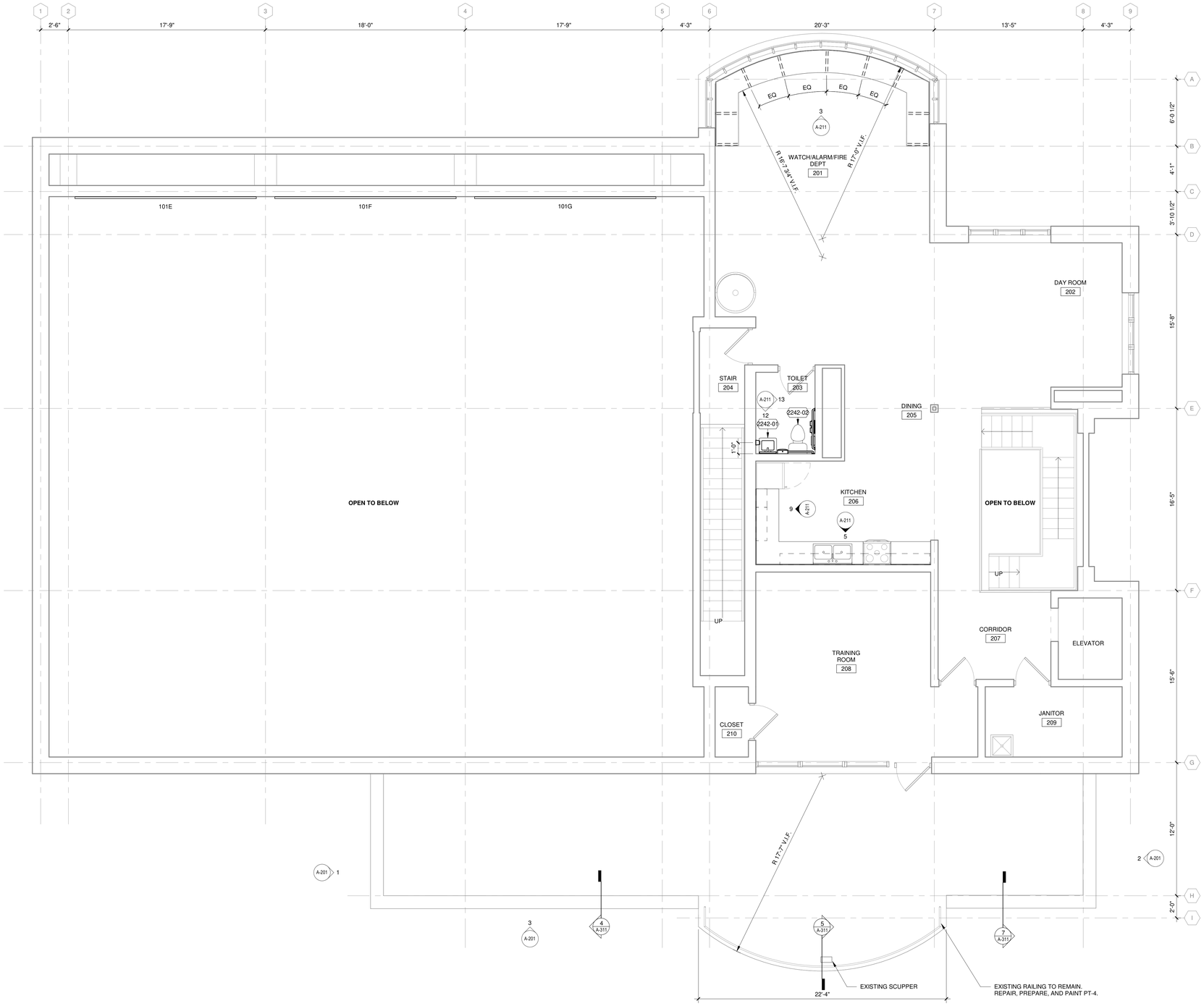

TRUE NORTH PLAN NORTH

1 SECOND FLOOR PLAN

1/4" = 1'-0"

FLOOR PLAN GENERAL NOTES:

1. SITE DATUM OF FINISHED FIRST FLOOR INDICATED ON SITE PLAN = 100'-0" ON ARCHITECTURAL DRAWINGS.
2. FIELD VERIFY DIMENSIONS, BRING DISCREPANCIES TO THE ATTENTION OF THE ARCHITECT/ENGINEER FOR FINAL DECISION.
3. INTERIOR DIMENSIONS ARE FROM FINISH FACE OF WALLS (I.E. GYPSUM WALLBOARD OR CMU), UNLESS NOTED OTHERWISE.
4. FINISH FLOOR ELEVATIONS ARE TO THE TOP OF CONCRETE, UNLESS NOTED OTHERWISE.
5. PATCH AND REPAIR EXISTING CONSTRUCTION INDICATED TO REMAIN (WALLS, DOORS, CEILINGS, FLOORS, ETC.) DAMAGED DURING DEMOLITION OR CONSTRUCTION ACTIVITIES. REPAIRS OR REPLACEMENTS MUST BE DURABLE, SEAMLESS, AND MATCH THE EXISTING MATERIAL.
6. PATCH FLOOR AND WALL PENETRATIONS CAUSED BY DEMOLITION ACTIVITIES, IN A MANNER THAT IS CONSISTENT WITH THE EXISTING FLOOR AND WALL CONSTRUCTION AND FINISH. PENETRATIONS SHALL MEET REQUIRED FIRE RATINGS.
7. COORDINATE THE INSTALLATION OF OWNER-SUPPLIED EQUIPMENT. REFERENCE PLANS, SPECS, AND INTERIOR ELEVATIONS FOR SPECIFIC EQUIPMENT REQUIREMENTS.
8. PROVIDE BLOCKING, NAILERS, FURRING, AND SIMILAR CONCEALED SUPPORT FOR THE PROPER INSTALLATION OF CASEWORK, TOILET ROOM ACCESSORIES, TOILET PARTITIONS AND OTHER MISCELLANEOUS ITEMS.
9. RECESSED CABINETS, PANELS, BOXES, ETC. LOCATED IN FIRE-RATED PARTITIONS SHALL BE INSTALLED IN A MANNER WHICH MAINTAINS THE FIRE RATED CONSTRUCTION.
10. SEE INTERIOR PLANS FOR FINISHES, CASEWORK, AND FURNITURE TYPES TO BE INSTALLED AND PROVIDED.

LEGEND - PLAN SYMBOLS

SIM 1 A-101	BUILDING SECTION SYMBOL
SIM 1 A-101	WALL SECTION SYMBOL
1 A-101	DETAIL SYMBOL
1 A-101	ENLARGED PLAN SYMBOL
A-201 1	EXTERIOR ELEVATION SYMBOL
A-211 1	INTERIOR ELEVATION SYMBOL
4.XXX	KEYED NOTE IDENTIFICATION
ROOM NAME 000	ROOM NAME AND NUMBER
XXX X	WALL TYPE IDENTIFICATION
W?	WINDOW IDENTIFICATION
101A	DOOR IDENTIFICATION
	1 HOUR FIRE RATED WALL
F.E.	FIRE EXTINGUISHER - SURFACE MOUNT
F.E.C.	FIRE EXTINGUISHER CABINET AND FIRE EXTINGUISHER - SEMI-RECESSED
FD	FLOOR DRAIN
A100	EXISTING GRID LINES
A100	NEW GRID LINES
XXX X' - X"	LEVEL OR SPOT ELEVATIONS
10'-10" ACP-X	CEILING HEIGHT & FINISH

KEYED NOTES

2242-01 REFER TO PLUMBING DOCUMENTATION FOR TYPE, SIZING, AND LOCATION.

2242-02 REFER TO PLUMBING DOCUMENTATION.

Mead & Hunt

Mead & Hunt, Inc.
2440 Deming Way
Middleton, WI 53562
phone: 608-273-6380
meadhunt.com

© Copyright 2026 Mead & Hunt, Inc.
This document, or any portion thereof, shall not be duplicated, disclosed, or used on any other project or extension of this project except by written agreement with Mead & Hunt, Inc. Mead & Hunt shall not be responsible for any unauthorized use of, or alteration to these documents.

LA CROSSE REGIONAL AIRPORT
REHABILITATE ARFF BUILDING

2841 Fanta Reed Rd
La Crosse, WI 54603

ISSUED

BOA NO.: LSE1023
M&H NO.: 2309930-201676.01
DATE: 01/23/2026
DESIGNED BY: JDB
DRAWN BY: JDB
CHECKED BY: JAB
DO NOT SCALE DRAWINGS

SHEET CONTENTS
SECOND FLOOR PLAN

SHEET NO.:
A-102

1/20/2026 7:56:35 AM Autodesk Docs://LSE Rehabilitate ARFF Building/201676.01-A-R25.rvt

TRUE NORTH PLAN NORTH

1 FIRST FLOOR CEILING PLAN

1/4" = 1'-0"

CEILING PLAN GENERAL NOTES:

1. SEE ROOM FINISH SCHEDULE FOR FLOOR AND WALL FINISHES.
2. RECESSED LIGHTS, SPRINKLERS, FIRE DETECTION EQUIPMENT, OCCUPANCY SENSORS, ETC. SHALL BE CENTERED IN THE TILES UNLESS NOTED OTHERWISE.
3. CENTER CEILING GRIDS IN SPACE UNLESS NOTED OTHERWISE.

CEILING PLAN LEGEND:

SEE ELECTRICAL FOR EXACT FIXTURE MODEL

- 2' x 2' SUSPENDED CEILING GRID
- GYPSUM BOARD CEILING/ PORTLAND CEMENT PLASTER (PAINTED)
- LIGHT FIXTURE (RECESSED MOUNTED)
- LIGHT FIXTURE (RECESSED MOUNTED 4" WIDE OR LESS)
- OR LIGHT FIXTURE (RECESSED MOUNTED)
- 6" 8" LIGHT FIXTURE (RECESSED CAN)
- LIGHT FIXTURE (SURFACE MOUNTED)
- LIGHT FIXTURE (SURFACE MOUNTED)
- LIGHT FIXTURE (SUSPENDED)
- OR LIGHT FIXTURE (SUSPENDED)
- CEILING RECEPTACLES
- CEILING OCCUPANCY SENSOR
- CEILING FIRE ALARM DEVICES
- CEILING MASS NOTIFICATION DEVICE
- CEILING SPEAKER
- CEILING SECURITY STRODE
- CEILING CAMERA
- SPRINKLER HEADS
- SUPPLY AIR DIFFUSER
- RETURN AIR DIFFUSER / EXHAUST GRILL
- EXHAUST FAN

CEILING TYPE TAG

- X'-X" ELEVATION ABOVE FINISHED FLOOR
- XX-X CEILING TYPE

KEYED NOTES

Mead & Hunt

Mead & Hunt, Inc.
2440 Deming Way
Middleton, WI 53562
phone: 608-273-6380
meadhunt.com

© Copyright 2026 Mead & Hunt, Inc.
This document, or any portion thereof, shall not be duplicated, disclosed, or used on any other project or extension of this project except by written agreement with Mead & Hunt, Inc. Mead & Hunt shall not be responsible for any unauthorized use of, or alteration to these documents.

LA CROSSE REGIONAL AIRPORT REHABILITATE ARFF BUILDING

2841 Fanta Reed Rd
La Crosse, WI 54603

ISSUED

BOA NO.: LSE1023
M&H NO.: 2309930-201676.01
DATE: 01/23/2026
DESIGNED BY: JDB
DRAWN BY: JDB
CHECKED BY: JAB
DO NOT SCALE DRAWINGS

SHEET CONTENTS
FIRST FLOOR CEILING PLAN

SHEET NO.:

A-121

1/20/2026 7:56:36 AM Autodesk Docs://LSE Rehabilitate ARFF Building/201676.01-A-R25.rvt

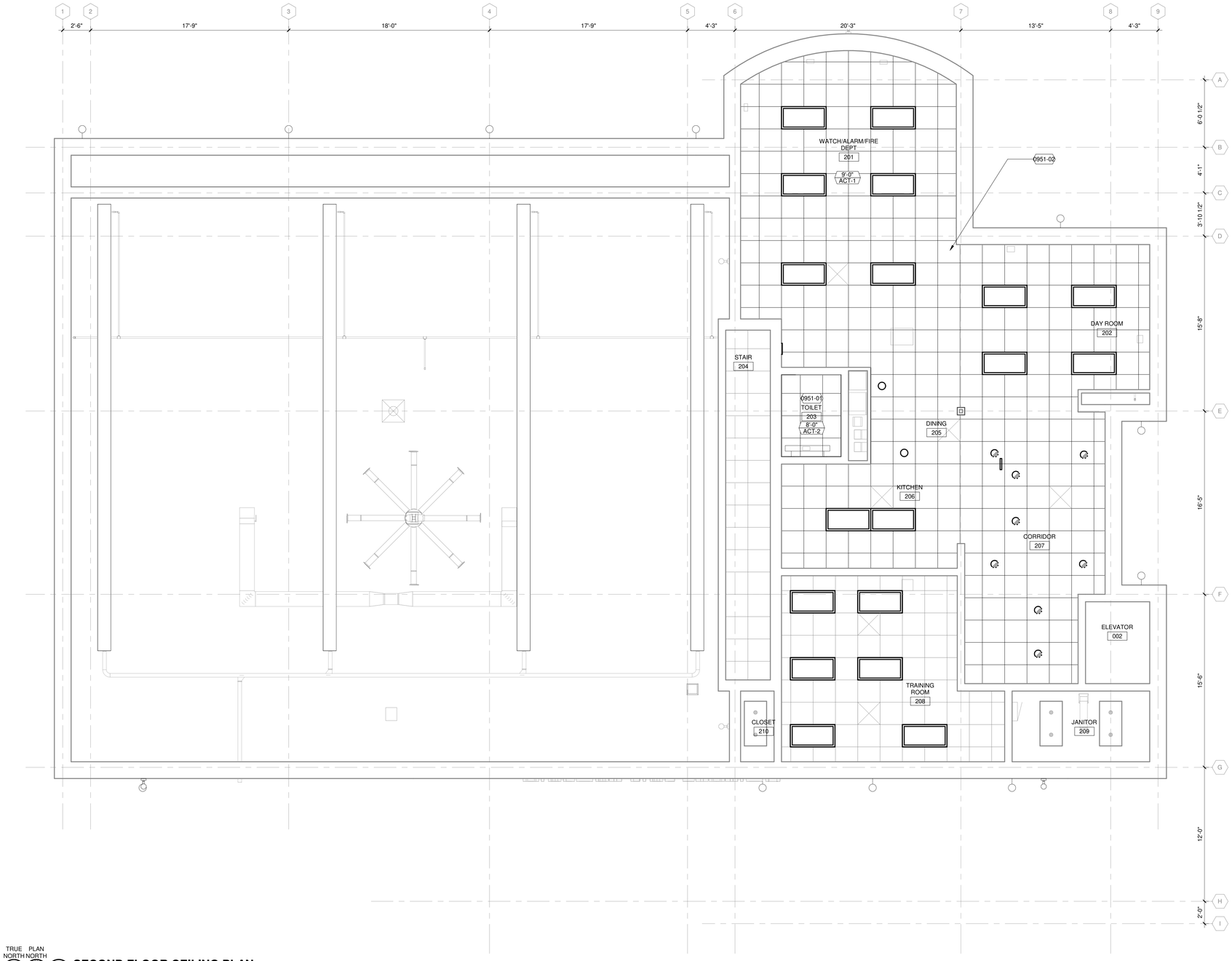

TRUE NORTH PLAN NORTH

1 SECOND FLOOR CEILING PLAN

1/4" = 1'-0"

CEILING PLAN GENERAL NOTES:

1. SEE ROOM FINISH SCHEDULE FOR FLOOR AND WALL FINISHES.
2. RECESSED LIGHTS, SPRINKLERS, FIRE DETECTION EQUIPMENT, OCCUPANCY SENSORS, ETC. SHALL BE CENTERED IN THE TILES UNLESS NOTED OTHERWISE.
3. CENTER CEILING GRIDS IN SPACE UNLESS NOTED OTHERWISE.

CEILING PLAN LEGEND:

SEE ELECTRICAL FOR EXACT FIXTURE MODEL

- 2' x 2' SUSPENDED CEILING GRID
- GYPSUM BOARD CEILING/ PORTLAND CEMENT PLASTER (PAINTED)
- LIGHT FIXTURE (RECESSED MOUNTED)
- LIGHT FIXTURE (RECESSED MOUNTED 4" WIDE OR LESS)
- OR LIGHT FIXTURE (RECESSED MOUNTED)
- 6" 8" LIGHT FIXTURE (RECESSED CAN)
- LIGHT FIXTURE (SURFACE MOUNTED)
- LIGHT FIXTURE (SURFACE MOUNTED)
- LIGHT FIXTURE (SUSPENDED)
- OR LIGHT FIXTURE (SUSPENDED)
- CEILING RECEPTACLES
- CEILING OCCUPANCY SENSOR
- CEILING FIRE ALARM DEVICES
- CEILING MASS NOTIFICATION DEVICE
- CEILING SPEAKER
- CEILING SECURITY STRODE
- CEILING CAMERA
- SPRINKLER HEADS
- SUPPLY AIR DIFFUSER
- RETURN AIR DIFFUSER / EXHAUST GRILL
- EXHAUST FAN

CEILING TYPE TAG

X'-X" — ELEVATION ABOVE FINISHED FLOOR

XX-X — CEILING TYPE

KEYED NOTES

0951-01 REPLACE CEILING TILES AND GRID.

0951-02 REPLACE CEILING TILES. DO NOT REPLACE GRID.

Mead & Hunt

Mead & Hunt, Inc.
2440 Deming Way
Middleton, WI 53562
phone: 608-273-6380
meadhunt.com

© Copyright 2026 Mead & Hunt, Inc.
This document, or any portion thereof, shall not be duplicated, disclosed, or used on any other project or extension of this project except by written agreement with Mead & Hunt, Inc. Mead & Hunt shall not be responsible for any unauthorized use of, or alteration to these documents.

LA CROSSE REGIONAL AIRPORT REHABILITATE ARFF BUILDING

2841 Fanta Reed Rd
La Crosse, WI 54603

ISSUED

BOA NO.: LSE1023
M&H NO.: 2309930-201676.01
DATE: 01/23/2026
DESIGNED BY: JDB
DRAWN BY: JDB
CHECKED BY: JAB
DO NOT SCALE DRAWINGS

SHEET CONTENTS
SECOND FLOOR CEILING PLAN

SHEET NO.:

A-122

1/26/2026 7:56:36 AM Autodesk Docs://LSE Rehabilitate ARFF Building/201676.01-A-R25.rvt

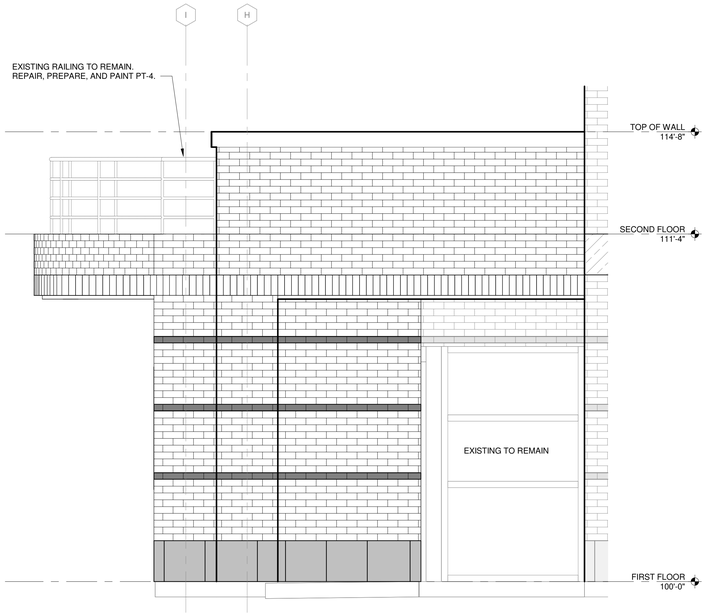

2 WEST ELEVATION
1/2" = 1'-0"

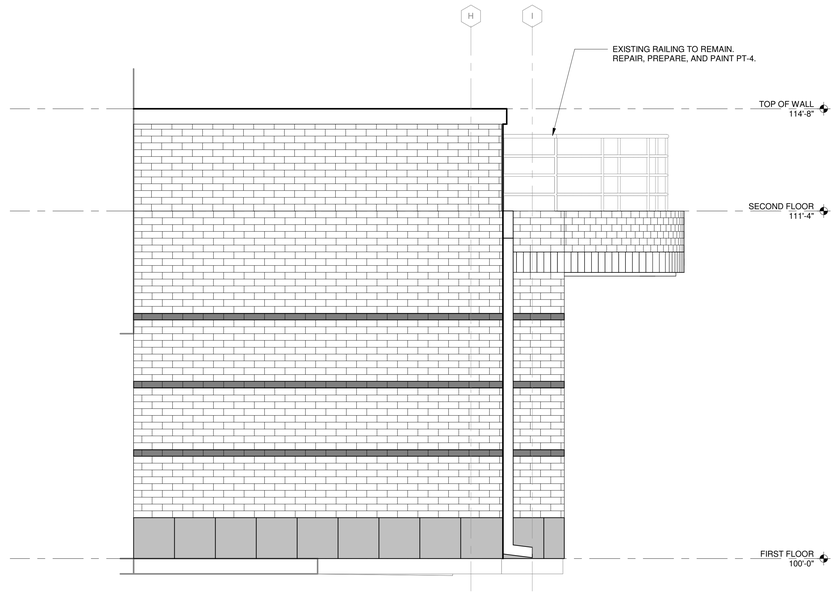

1 EAST ELEVATION
1/2" = 1'-0"

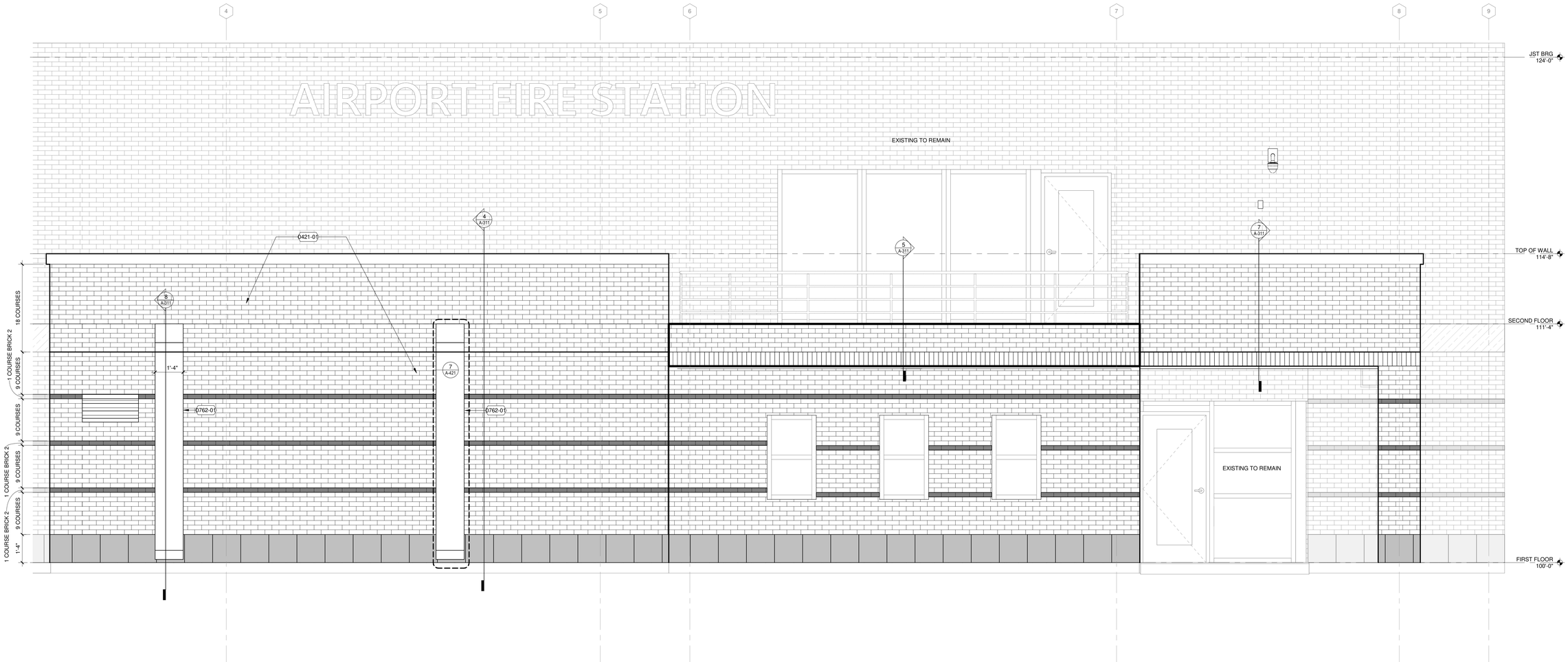

3 SOUTH ELEVATION
1/2" = 1'-0"

KEYED NOTES

0421-01 MATCH EXISTING BRICK AND MORTAR COLOR AND SIZE FOR ALL BRICK MASONRY WORK CONDUCTED, TYP

0762-01 EXISTING OPEN FACE DOWNSPOUT TO BE DEMOLISHED AND REPLACED WITH NEW. REFERENCE NOTED DETAIL VIEWS ON ELEVATION.

Mead & Hunt

Mead & Hunt, Inc.
2440 Deming Way
Middleton, WI 53562
phone: 608-273-6380
meadhunt.com

© Copyright 2026 Mead & Hunt, Inc.
This document, or any portion thereof, shall not be duplicated, disclosed, or used on any other project or extension of this project except by written agreement with Mead & Hunt, Inc. Mead & Hunt shall not be responsible for any unauthorized use of, or alteration to these documents.

LA CROSSE REGIONAL AIRPORT REHABILITATE ARFF BUILDING

2841 Fanta Reed Rd
La Crosse, WI 54603

ISSUED

BOA NO.:	LSE1023
M&H NO.:	2309930-201676.01
DATE:	01/23/2026
DESIGNED BY:	JDB
DRAWN BY:	JDB
CHECKED BY:	JAB

DO NOT SCALE DRAWINGS

SHEET CONTENTS
EXTERIOR ELEVATIONS

SHEET NO.:

A-201

1/20/2026 7:56:36 AM Autodesk Docs://LSE Rehabilitate ARFF Building/201676.01-A-R25.rvt

KEYED NOTES

1021-01 TOILET PARTITION TO UTILIZE EXISTING ANCHOR LOCATIONS.

1021-02 URINAL PARTITION.

1028-01 REFER TO PLUMBING DOCUMENTATION FOR PLUMBING FIXTURE TYPE.

1028-04 BATHROOM MIRROR TO UTILIZE EXISTING ANCHORS AS APPROPRIATE.

2242-01 REFER TO PLUMBING DOCUMENTATION FOR TYPE, SIZING, AND LOCATION.

2242-02 REFER TO PLUMBING DOCUMENTATION.

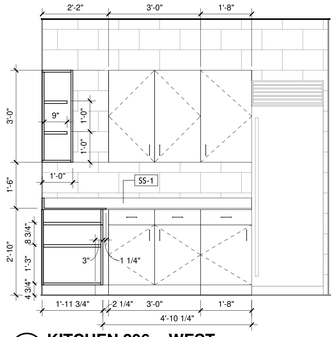

9 KITCHEN 206 - WEST
1/2" = 1'-0"

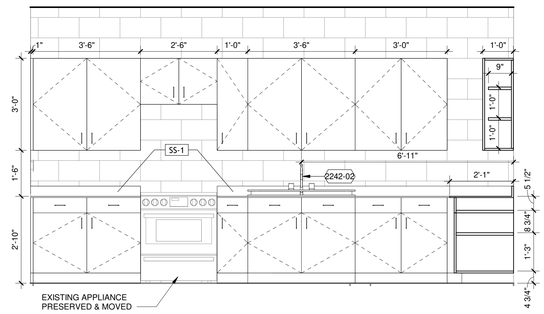

5 KITCHEN 206 - SOUTH
1/2" = 1'-0"

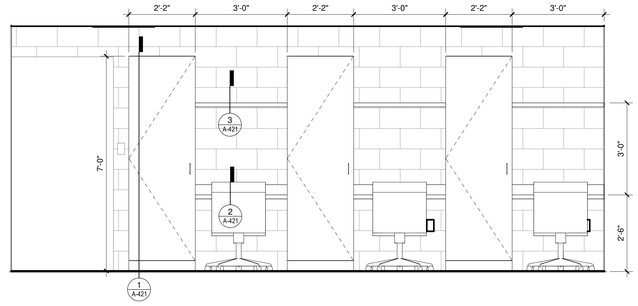

1 DORMITORY 103 - NORTH
1/2" = 1'-0"

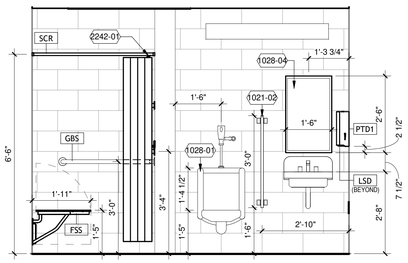

10 TOILET AND SHOWER 108 - SOUTH
1/2" = 1'-0"

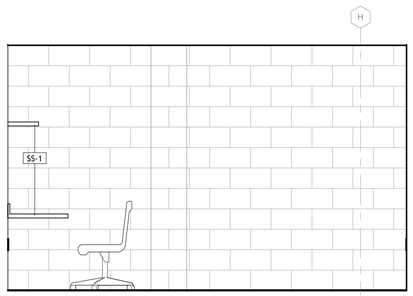

6 DORMITORY 103 - EAST
1/2" = 1'-0"

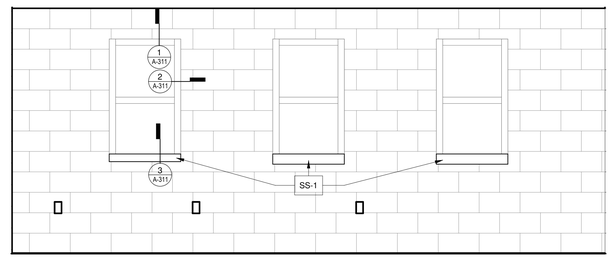

2 DORMITORY 103 - SOUTH
1/2" = 1'-0"

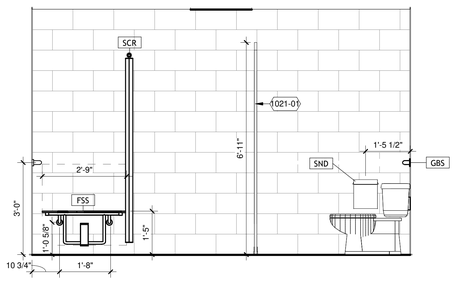

11 TOILET AND SHOWER 104 - EAST
1/2" = 1'-0"

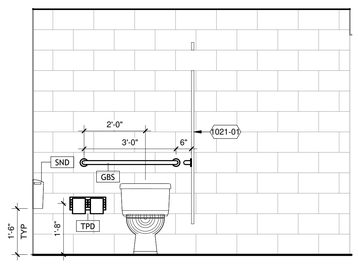

7 TOILET AND SHOWER 104 - SOUTH
1/2" = 1'-0"

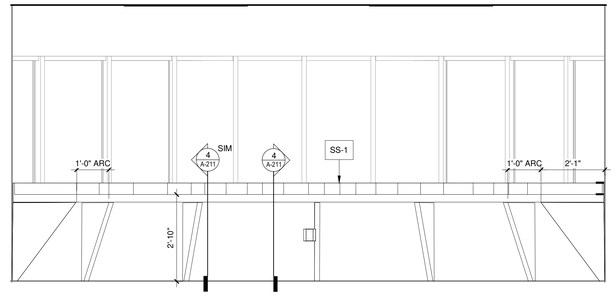

3 WATCH/ALARM/FIRE DEPT 201 - NORTH
1/2" = 1'-0"

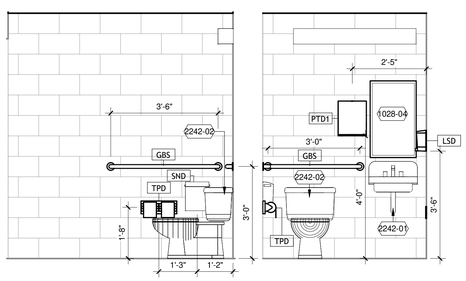

13 TOILET 203 - EAST
1/2" = 1'-0"

12 TOILET 203 - SOUTH
1/2" = 1'-0"

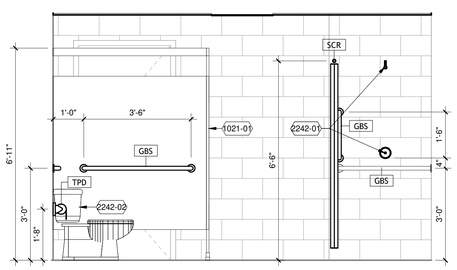

8 TOILET AND SHOWER 104 - WEST
1/2" = 1'-0"

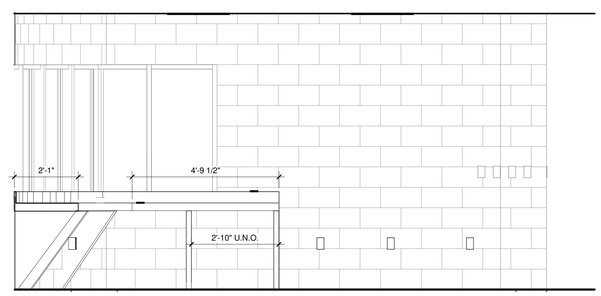

4 WATCH/ALARM/FIRE DEPT 201 - EAST
1/2" = 1'-0"

Mead & Hunt
Mead & Hunt, Inc.
2440 Deming Way
Middleton, WI 53562
phone: 608-273-6380
meadhunt.com

© Copyright 2026 Mead & Hunt, Inc.
This document, or any portion thereof, shall not be duplicated, disclosed, or used on any other project or extension of this project except by written agreement with Mead & Hunt, Inc. Mead & Hunt shall not be responsible for any unauthorized use of, or alteration to these documents.

LA CROSSE REGIONAL AIRPORT
REHABILITATE ARFF BUILDING

2841 Fanta Reed Rd
La Crosse, WI 54603

ISSUED

BOA NO.: LSE1023
M&H NO.: 2309930-201676.01
DATE: 01/23/2026
DESIGNED BY: JDB
DRAWN BY: JDB
CHECKED BY: JAB
DO NOT SCALE DRAWINGS.

SHEET CONTENTS
INTERIOR BUILDING ELEVATIONS

SHEET NO.:
A-211

1/20/2026 7:56:37 AM Autodesk Docs://LSE Rehabilitate ARFF Building/201676.01-A-R25.rvt

KEYED NOTES

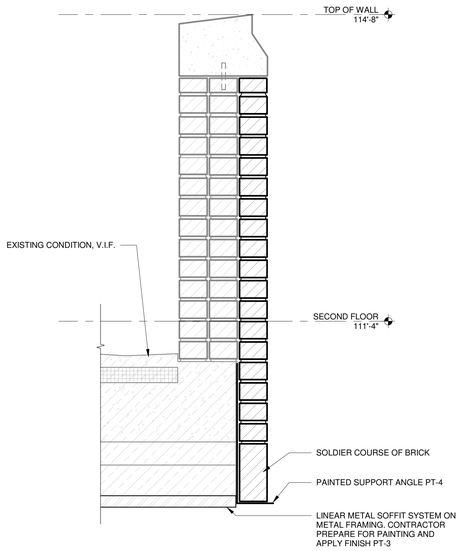

7 BALCONY PARAPET SECTION
1 1/2" = 1'-0"

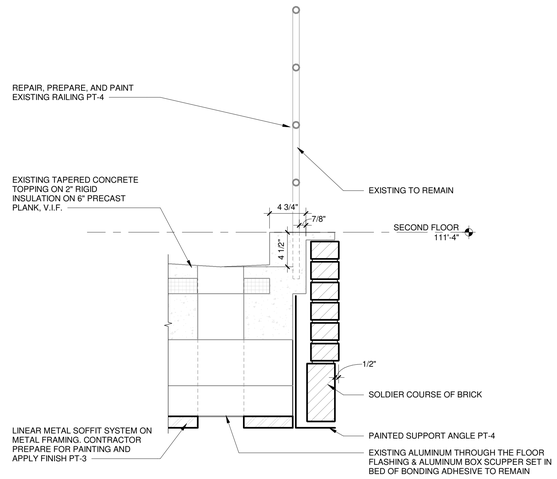

5 GUARDRAIL AND BALCONY OPENING DETAIL
1 1/2" = 1'-0"

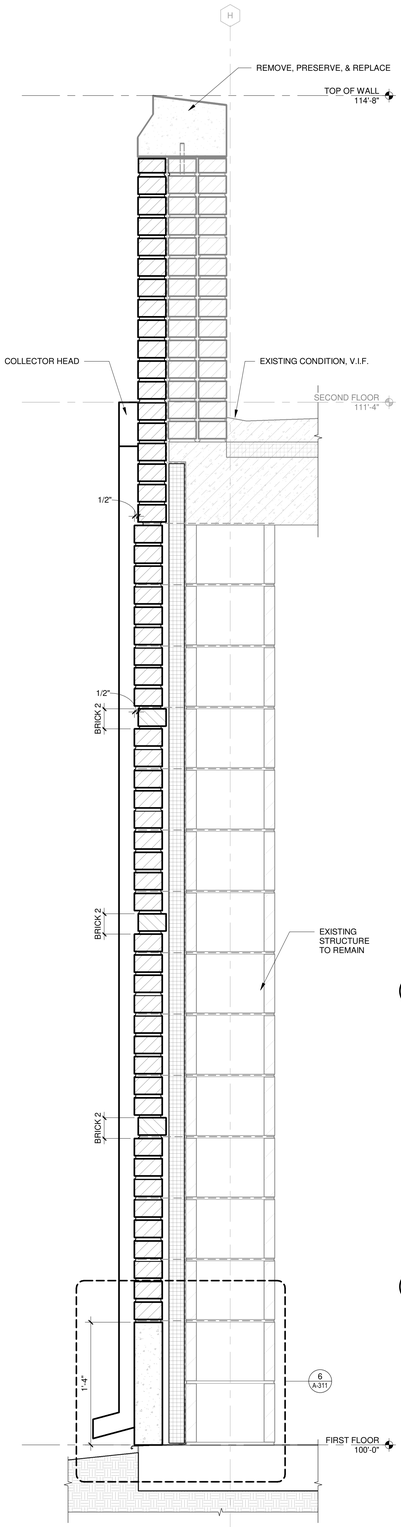

4 EXTERIOR WALL SECTION
1 1/2" = 1'-0"

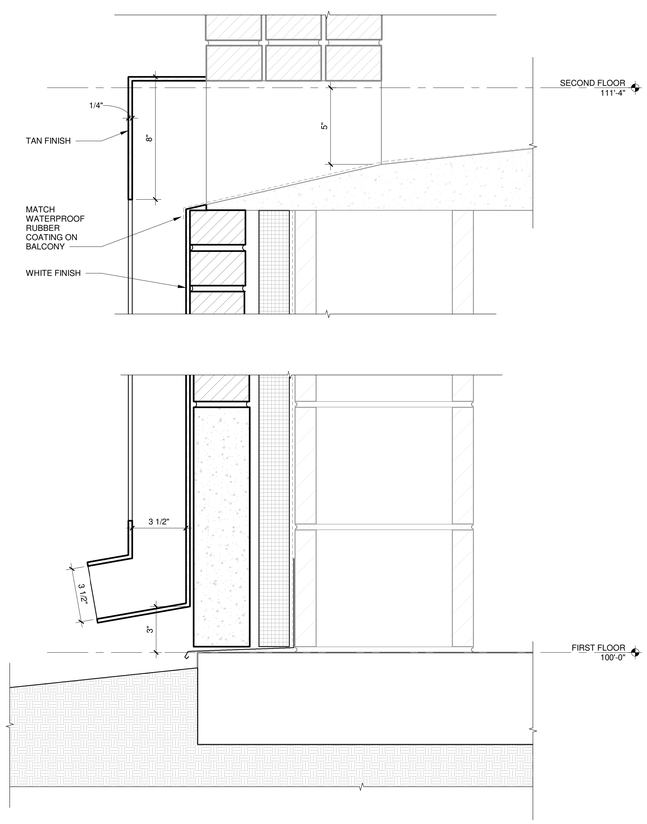

8 OPEN FACE DOWNSPOUT DETAIL
3" = 1'-0"

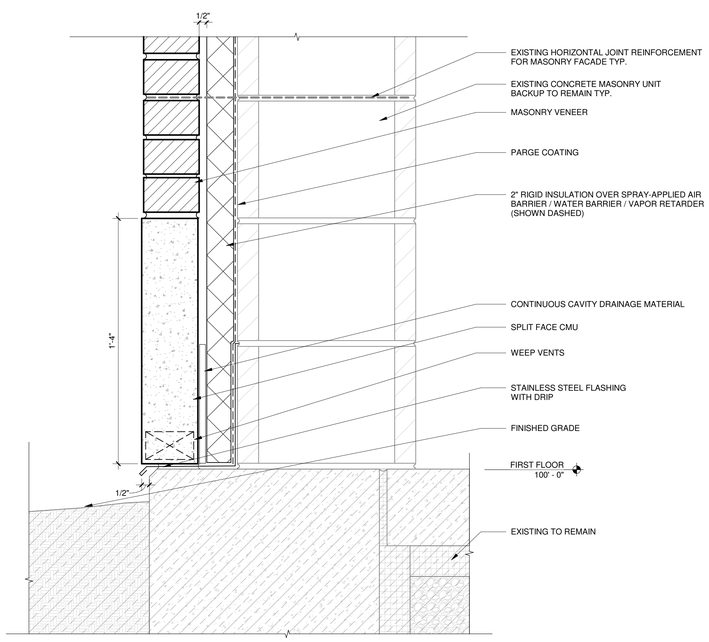

6 BRICK VANEER MASONRY WALL SILL DETAIL
3" = 1'-0"

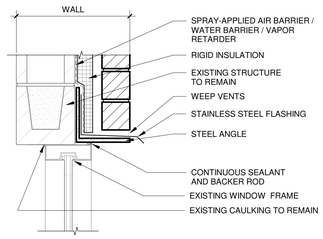

1 EXTERIOR WINDOW HEAD
1 1/2" = 1'-0"

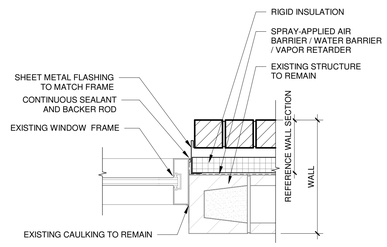

2 EXTERIOR WINDOW JAMB
1 1/2" = 1'-0"

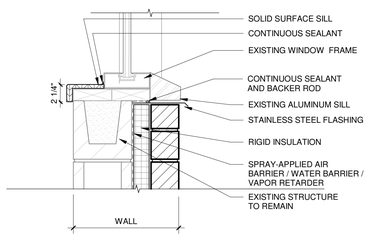

3 EXTERIOR WINDOW SILL
1 1/2" = 1'-0"

Mead & Hunt
Mead & Hunt, Inc.
2440 Deming Way
Middleton, WI 53562
phone: 608-273-6380
meadhunt.com

© Copyright 2026 Mead & Hunt, Inc.
This document, or any portion thereof, shall not be duplicated, disclosed, or used on any other project or extension of this project except by written agreement with Mead & Hunt, Inc. Mead & Hunt shall not be responsible for any unauthorized use of, or alteration to these documents.

LA CROSSE REGIONAL AIRPORT
REHABILITATE ARFF BUILDING
2841 Fanta Reed Rd
La Crosse, WI 54603

ISSUED

BOA NO.: LSE1023
M&H NO.: 2309930-201676.01
DATE: 01/23/2026
DESIGNED BY: JDB
DRAWN BY: JDB
CHECKED BY: JAB
DO NOT SCALE DRAWINGS

SHEET CONTENTS
WALL SECTIONS

SHEET NO.:
A-311

1/20/2026 7:56:38 AM Autodesk Docs://LSE Rehabilitate ARFF Building/201676.01-A-R25.rvt

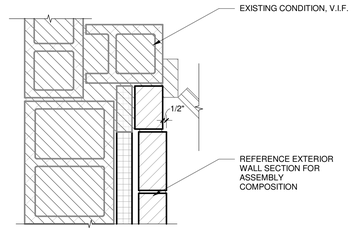

5 EXTERIOR WALL MASONRY CONNECTION DETAIL - EAST
1 1/2" = 1'-0"

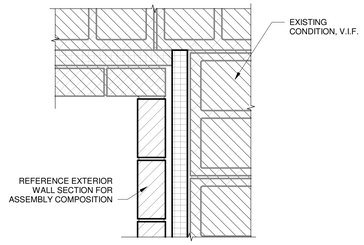

6 EXTERIOR WALL MASONRY CONNECTION DETAIL - WEST
1 1/2" = 1'-0"

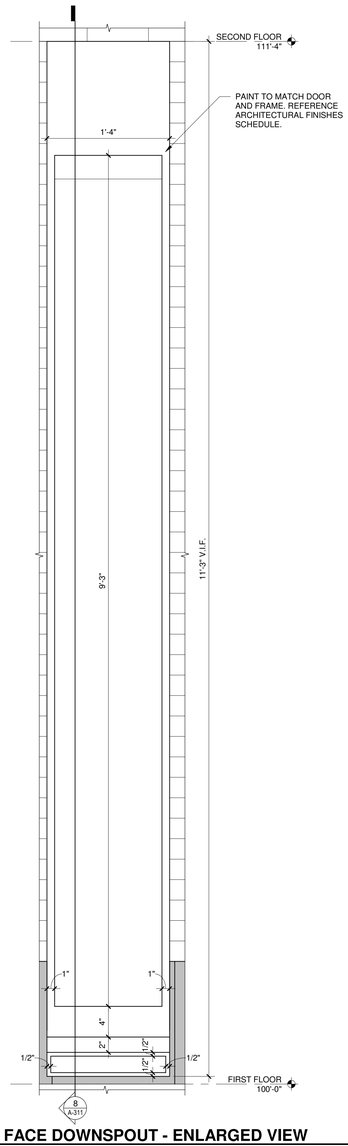

7 OPEN FACE DOWNSPOUT - ENLARGED VIEW
1 1/2" = 1'-0"

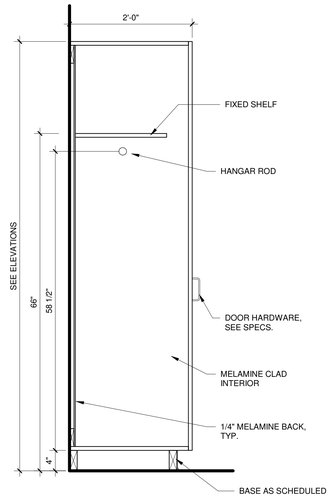

1 CASEWORK DETAIL
1" = 1'-0"

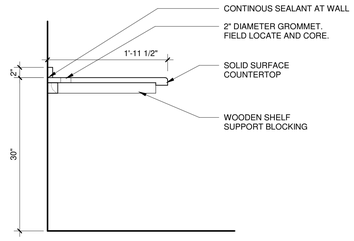

2 COUNTER SECTION DETAIL
1" = 1'-0"

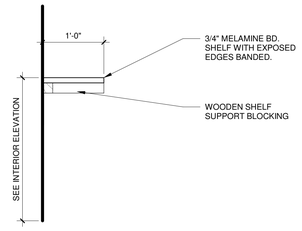

3 SHELF SECTION DETAIL
1" = 1'-0"

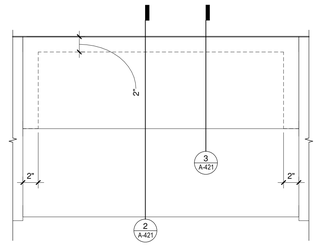

4 DORMITORY SHELF ENLARGED VIEW
1 1/2" = 1'-0"

Mead & Hunt
Mead & Hunt, Inc.
2440 Deming Way
Middleton, WI 53562
phone: 608-273-6380
meadhunt.com

© Copyright 2026 Mead & Hunt, Inc.
This document, or any portion thereof, shall not be duplicated, disclosed, or used on any other project or extension of this project except by written agreement with Mead & Hunt, Inc. Mead & Hunt shall not be responsible for any unauthorized use of, or alteration to these documents.

LA CROSSE REGIONAL AIRPORT
REHABILITATE ARFF BUILDING

2841 Fanta Reed Rd
La Crosse, WI 54603

ISSUED

BOA NO.: LSE1023
M&H NO.: 2309930-201676.01
DATE: 01/23/2026
DESIGNED BY: JDB
DRAWN BY: JDB
CHECKED BY: JAB
DO NOT SCALE DRAWINGS.

SHEET CONTENTS
ENLARGED PLANS & ENLARGED ELEVATIONS

SHEET NO.:
A-421

1/20/2026 7:56:38 AM Autodesk Docs://LSE Rehabilitate ARFF Building/201676.01-A-R25.rvt

DOOR AND HARDWARE SCHEDULE

DOOR NUMBER	DOOR							FRAME						MISCELLANEOUS			REMARKS
	LEAF SIZE					GLAZING				DETAILS							
	QTY.	WIDTH	HEIGHT	TYPE	MAT'L	TYPE	FINISH	TYPE	MAT'L	HEAD	JAMB	OTHER	FINISH	LABEL	HDWR SET	LINTEL	
101C	(1)	3'-2"	7'-0"	F	HM	GL-1	PT-2	F1	HM	3/A-601	4/A-601	5/A-601	PT-2		1		AUTOMATIC CLOSE, ELECTRIC STRIKE, DOOR STOP, DOOR SWEEP, THRESHOLD, WEATHERSTRIPPING, SECURE ACCESS, INSULATED HM DOOR
101D	(1)	3'-2"	7'-0"	F	HM	GL-1	PT-2	F1	HM	3/A-601	4/A-601	5/A-601	PT-2		1		AUTOMATIC CLOSE, ELECTRIC STRIKE, DOOR STOP, DOOR SWEEP, THRESHOLD, WEATHERSTRIPPING, SECURE ACCESS, INSULATED HM DOOR
101E	-	16'-0"	16'-0"	SC1	ST	-	-	-	-	-	-	-	-				INSULATED SECTIONAL DOOR
101F	-	16'-0"	16'-0"	SC1	ST	-	-	-	-	-	-	-	-				INSULATED SECTIONAL DOOR
101G	-	16'-0"	16'-0"	SC1	ST	-	-	-	-	-	-	-	-				INSULATED SECTIONAL DOOR
111B	(1)	3'-0"	7'-0"	F	ST	-	PT-2	-	-	-	-	-	-		2		REPLACE DOOR PANEL AND DOOR HARDWARE ONLY
112B	(1)	3'-0"	7'-0"	HG													REPLACE CARD READER AND KEYPAD ONLY

DOOR AND HARDWARE SCHEDULE GENERAL NOTES

1. REFER TO DOOR SCHEDULE FOR DOOR TYPE AND SIZE, TYP
2. CONTRACTOR TO VERIFY DOOR SIZE ON SITE WHEN REPLACING EXISTING FRAMED OPENINGS OR OVERHEAD DOORS BEFORE ORDERING SUPPLIES AND MATERIALS

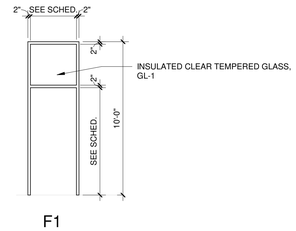

DOOR/FRAME MATERIALS
- AL = ALUMINUM
- EX = EXISTING OVERHEAD
- FR = FABRIC ROLL-UP
- FRP = FIBERGLASS REINFORCED PLASTIC
- G = GALVANIZED
- HM = HOLLOW METAL
- PL = PLASTIC ROLL-UP
- R = RUBBER ROLL-UP
- SS = STAINLESS STEEL
- ST = STEEL
- WD = WOOD

GLAZING TYPES
- E = EXISTING
- FG = FIRE GLASS
- IN = INSULATED
- L = LEXAN MARGARD
- P = 1/4" PLATE
- S = SAFETY
- T = TEMPERED

1 FRAME TYPES
1/4" = 1'-0"

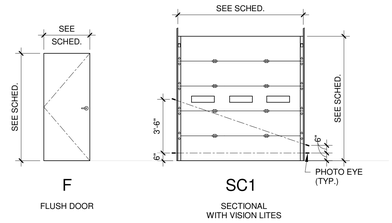

2 DOOR TYPES
1/4" = 1'-0"

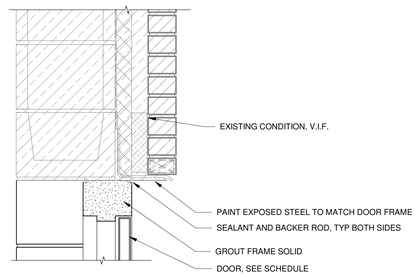

3 HM DOOR HEAD DETAIL
1 1/2" = 1'-0"

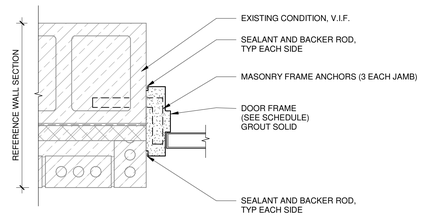

4 HM DOOR JAMB DETAIL
1 1/2" = 1'-0"

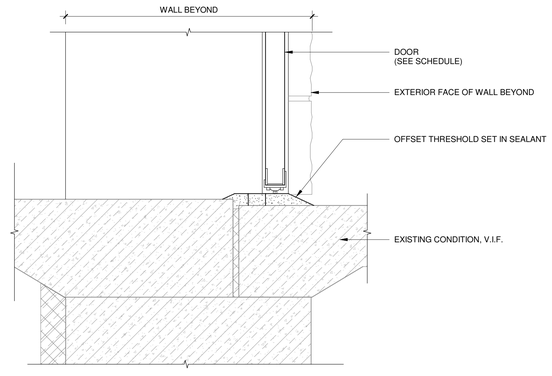

5 EXTERIOR DOOR SILL DETAIL
1 1/2" = 1'-0"

Mead & Hunt

Mead & Hunt, Inc.
2440 Deming Way
Middleton, WI 53562
phone: 608-273-6380
meadhunt.com

© Copyright 2026 Mead & Hunt, Inc.
This document, or any portion thereof, shall not be duplicated, disclosed, or used on any other project or extension of this project except by written agreement with Mead & Hunt, Inc. Mead & Hunt shall not be responsible for any unauthorized use of, or alteration to these documents.

LA CROSSE REGIONAL AIRPORT
REHABILITATE ARFF BUILDING

2841 Fanta Reed Rd
La Crosse, WI 54603

ISSUED

BOA NO.: LSE1023
M&H NO.: 2309930-201676.01
DATE: 01/23/2026
DESIGNED BY: JDB
DRAWN BY: JDB
CHECKED BY: JAB
DO NOT SCALE DRAWINGS.

SHEET CONTENTS
DOOR SCHEDULES & DETAILS

SHEET NO.:
A-601

1/20/2026 7:56:39 AM Autodesk Docs://LSE Rehabilitate ARFF Building/201676.01-A-R25.rvt