NOTES:
1. SEE SHEET C-101 FOR TYPICAL SECTIONS ON EXISTING PAVEMENTS.
2. CONTRACTOR TO PROTECT EXISTING ASPHALT EDGE THROUGHOUT CONSTRUCTION FROM DAMAGE AND UNDERMINING.
3. ALL DEMOLISHED MATERIALS SHALL BE DISPOSED OF OFF AIRPORT PROPERTY.

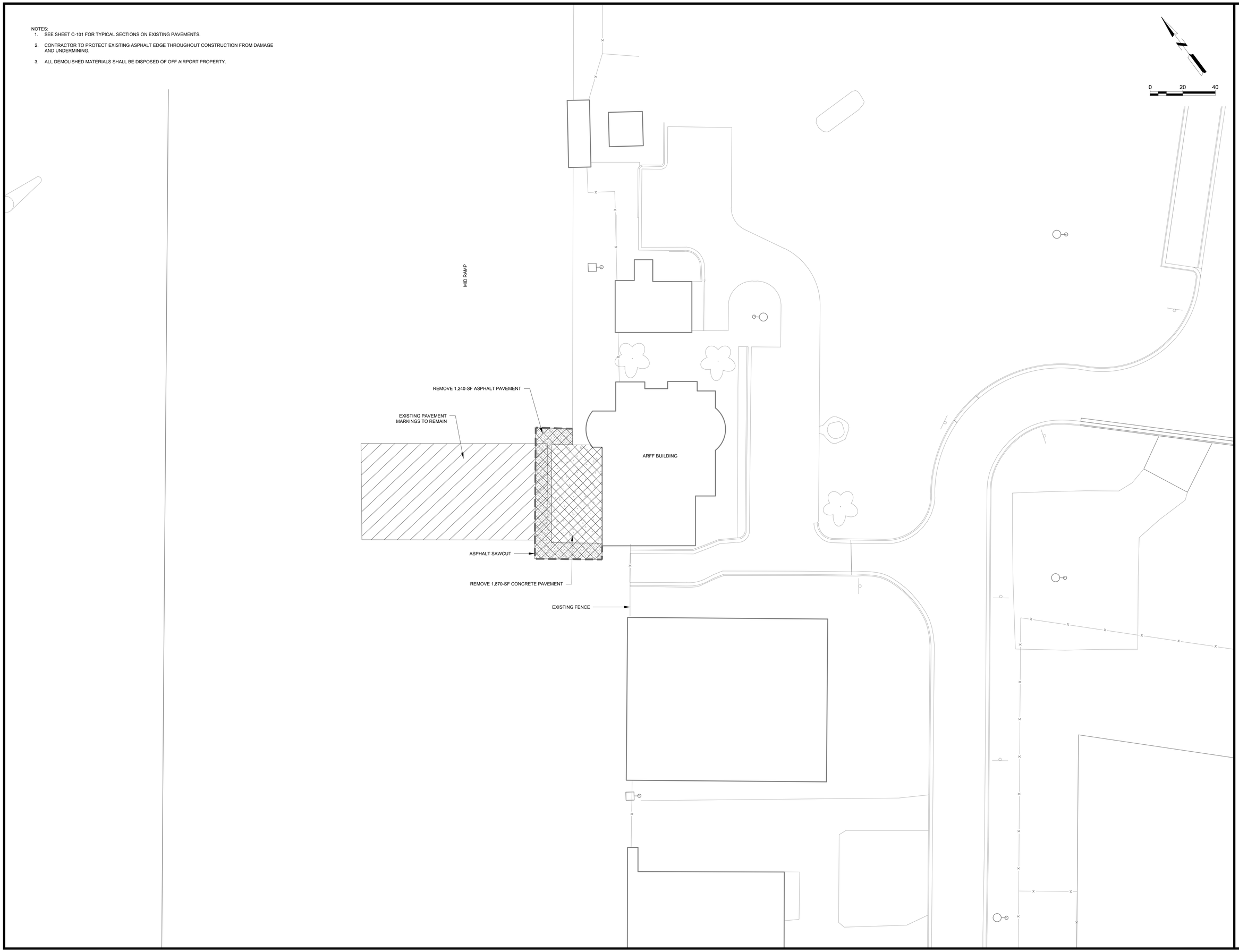

Mead & Hunt
Mead and Hunt, Inc.
2440 Deming Way
Middleton, WI 53562
phone: 608-273-6380
meadhunt.com

© Copyright 2026 Mead & Hunt, Inc.
This document, or any portion thereof, shall not be duplicated, disclosed, or used on any other project or extension of this project except by written agreement with Mead & Hunt, Inc. Mead & Hunt shall not be responsible for any unauthorized use of, or alteration to these documents.

WISCONSIN
MARCUS J. KUHN
E-41169
MADISON
WI
PROFESSIONAL ENGINEER
1-23-26

LA CROSSE REGIONAL AIRPORT
REHABILITATE ARFF BUILDING

2850 AIRPORT RD
LA CROSSE, WI 54603

ISSUED

BOA NO: LSE1023
M&H NO.: 2309930-201676.01
DATE: 01/23/2026
DESIGNED BY: ADG
DRAWN BY: ADG
CHECKED BY: MJK
DO NOT SCALE DRAWINGS

SHEET CONTENTS
DEMOLITION PLAN

SHEET NO.
C-061

X:\2309930\201676.01\TECH\CAD\CIVIL\DEMOLITION PLAN.DWG
1/22/2026 2:54:00 PM

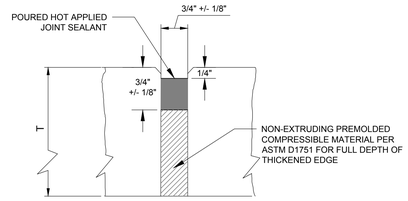

4 EXPANSION JOINT SEAL DETAIL
NOT TO SCALE

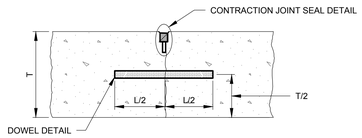

5 TYPE C DOWELED CONTRACTION JOINT
NO SCALE

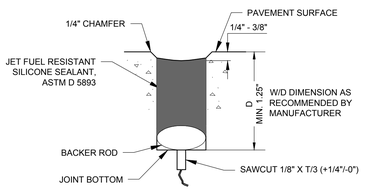

6 JOINT SEAL (CONTRACTION JOINT)
NO SCALE

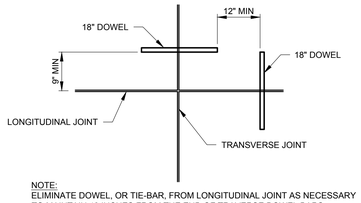

NOTE:
ELIMINATE DOWEL, OR TIE-BAR, FROM LONGITUDINAL JOINT AS NECESSARY TO MAINTAIN 12 INCHES FROM THE END OF TRAVERSE DOWEL BARS.

7 POSITION OF DOWELS AT JOINT EDGE
NO SCALE

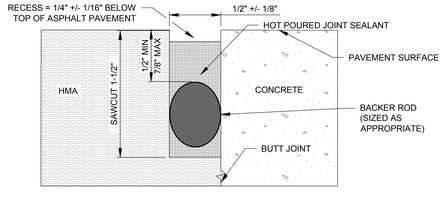

8 PCC TO HMA PAVEMENT JOINT
NO SCALE

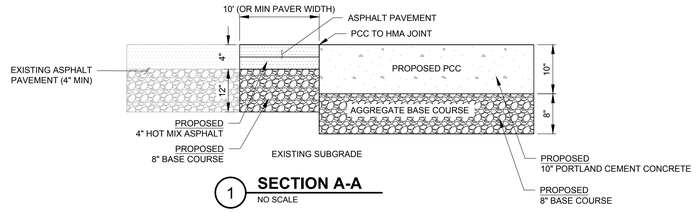

1 SECTION A-A
NO SCALE

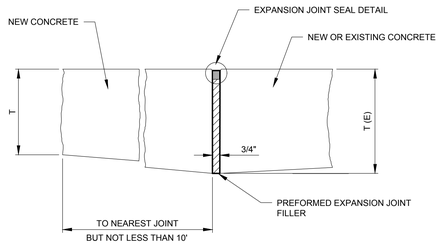

2 TYPE E THICKENED EDGE JOINT
NO SCALE

JOINT NOTES:

1. "T" = SLAB THICKNESS, "L" = DOWEL LENGTH
2. NO CHANGES IN THE JOINTING PATTERN SHALL BE MADE WITHOUT THE WRITTEN APPROVAL OF THE RPR AND THE DESIGN ENGINEER.
3. JOINT CONFIGURATION SHALL MEET JOINT SEAL MANUFACTURERS, SPECIFICATION (EXCEPT AS NOTED ON THE PLANS AND IN THE SPECIFICATIONS).
4. ALL REINFORCEMENT SHALL BE FREE FROM LOOSE, FLAKY RUST, LOOSE SCALE, OIL, GREASE, MUD, OR OTHER COATINGS THAT MIGHT REDUCE THE BOND WITH THE CONCRETE.

JOINT SEALANT NOTES:

1. JOINT SEALANT TO BE USED ON ALL CONCRETE TO CONCRETE JOINTS SHALL BE SILICONE. HOT POURED JOINT SEALANT FOR CONCRETE TO ASPHALT JOINTS.
2. ALL LONGITUDINAL AND TRANSVERSE JOINTS TO BE SAWED.
3. FIELD POURED SEALANT RESERVOIR SIZED TO PROVIDE PROPER SHAPE FACTOR, (WIDTH/DEPTH). DIFFERENT FIELD POURED SEALANTS REQUIRE DIFFERENT SHAPE FACTORS FOR OPTIMUM PERFORMANCE. USE MANUFACTURER'S RECOMMENDED SHAPE FACTOR.
4. ROD BACK-UP MATERIAL MUST BE COMPATIBLE WITH THE TYPE OF POURED SEALANT USED AND SIZED TO PROVIDE THE DESIRED SHAPE FACTOR.
5. SEE SPECIFICATIONS FOR SEALANT AND CLEANING INFORMATION.
6. TOP OF POURED SEALANT SHALL BE 1/4" TO 3/8" BELOW TOP OF PAVEMENT.
7. THE INITIAL T/3 DEPTH OF SAWCUT SHOWN MUST BE INCREASED BY 25% IF EACH SUCCESSIVE WEAKENED PLANE DOES NOT CRACK CAUSING EXCESSIVE OPENING AT CRACKS THAT DO DEVELOP. APPROVAL TO DO SO WILL BE REQUIRED FROM THE RPR.

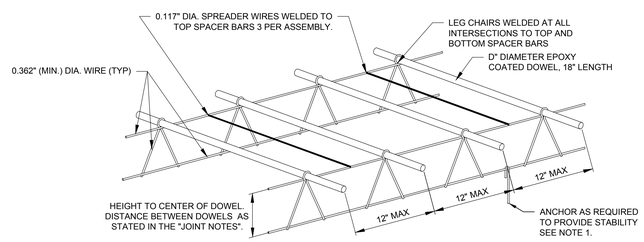

DOWEL BASKET NOTES:

1. THE DOWEL BASKET ASSEMBLY SHOWN IS THE MINIMUM REQUIRED. THE REQUIREMENTS FOR THE DOWEL BASKETS ARE A PERFORMANCE SPECIFICATION AND IT WILL BE REQUIRED THAT THE CONTRACTOR PROVIDE SUFFICIENT SUPPORT, BRACING AND ANCHORAGE SO THAT THE AS-CONSTRUCTED DOWELS WILL MEET THE TOLERANCE SPECIFICATIONS.
2. WIRE USED IN BASKETS SHALL CONFORM TO ASTM-82 COLD DRAWN.
3. DOWELS TO MEET ASTM A615-GR-60 ALL MATERIALS TO BE PROVIDED SHALL BE SMELTED AND MANUFACTURED IN THE UNITED STATES.
4. DOWELS TO BE EPOXY COATED TO MEET AASHTO M-254-B 7 MIL MIN.
5. ENDS OF DOWELS TO BE EPOXY COATED.
6. DOWELS TO BE LUBRICATED IN THE THE FIELD.
7. DOWEL ASSEMBLY LENGTH AS REQUIRED.
8. CONTRACTOR SHALL SUBMIT PCC PAVING PLAN 10 DAYS PRIOR TO PLACEMENT OF DOWEL BASKET ASSEMBLIES.

3 DOWEL BASKET ASSEMBLY
NO SCALE

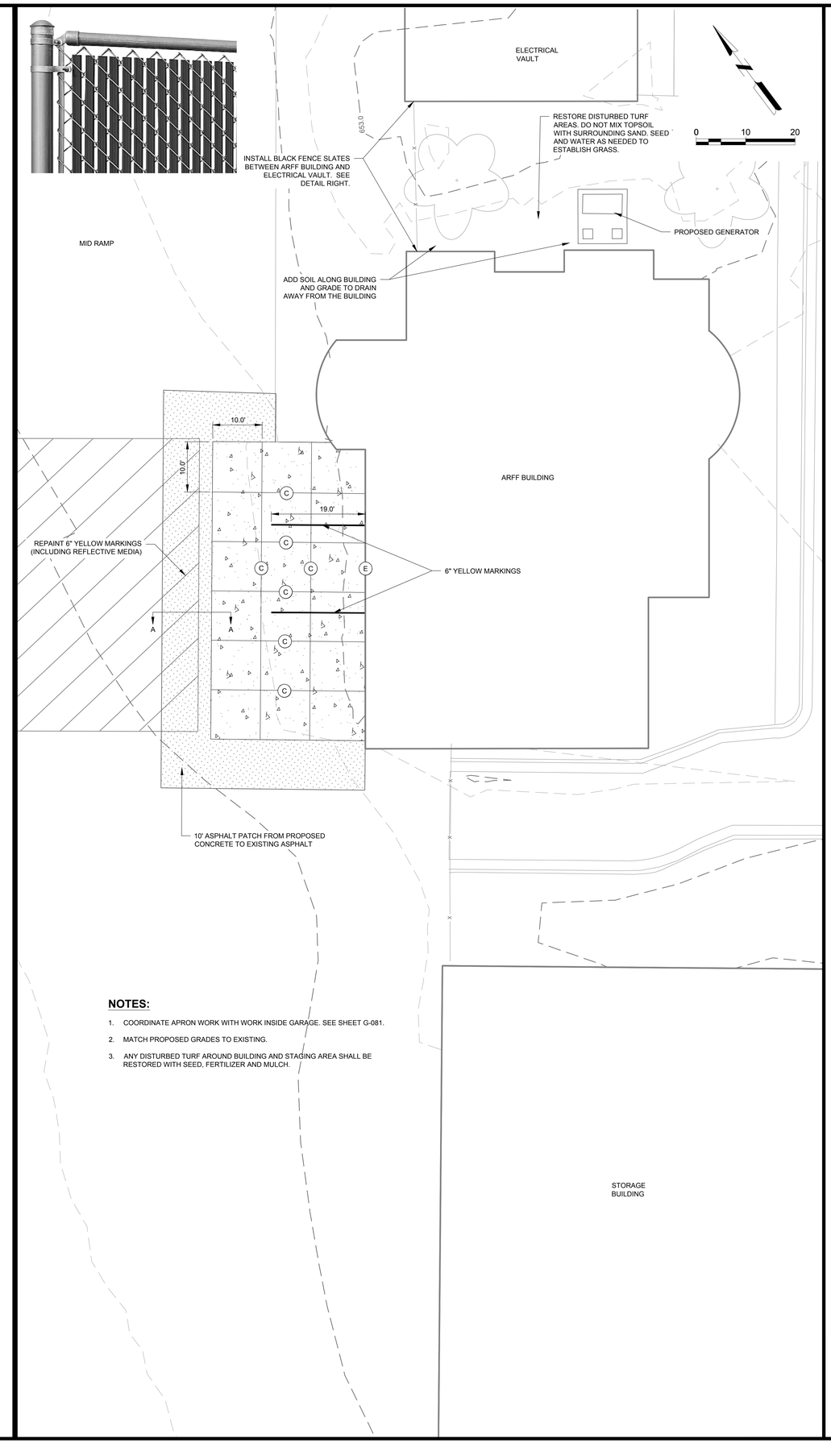

NOTES:

1. COORDINATE APRON WORK WITH WORK INSIDE GARAGE. SEE SHEET G-081.
2. MATCH PROPOSED GRADES TO EXISTING.
3. ANY DISTURBED TURF AROUND BUILDING AND STAGING AREA SHALL BE RESTORED WITH SEED, FERTILIZER AND MULCH.

Mead & Hunt
Mead and Hunt, Inc.
2440 Deming Way
Middleton, WI 53562
phone: 608-273-6380
meadhunt.com

© Copyright 2026 Mead & Hunt, Inc.
This document, or any portion thereof, shall not be duplicated, disclosed, or used on any other project or extension of this project except by written agreement with Mead & Hunt, Inc. Mead & Hunt shall not be responsible for any unauthorized use of, or alteration to these documents.

WISCONSIN MARCUS J. KUHN E-41169 MADISON WI PROFESSIONAL ENGINEER
1-23-26

LA CROSSE REGIONAL AIRPORT
REHABILITATE ARFF BUILDING

2850 AIRPORT RD
LA CROSSE, WI 54603

ISSUED

BOA NO:	LSE1023
M&H NO.:	2309930-201676.01
DATE:	01/23/2026
DESIGNED BY:	ADG
DRAWN BY:	ADG
CHECKED BY:	MJK

DO NOT SCALE DRAWINGS

SHEET CONTENTS
PAVING SITE PLAN AND DETAILS

SHEET NO.
C-101

X:\2309930\201676.01\TECH\CADD\C-101 CONCRETE SAMP DEMO AND PAVING PLAN AND DETAILS.DWG
1/22/2026 3:29:06 PM